



ANNUAL COMPLIANCE REPORT ON PUBLIC WATER SYSTEM VIOLATIONS

January 1, 2020 - December 31, 2020

Prepared by:
New Hampshire Department of Environmental Services
Water Division
Drinking Water and Groundwater Bureau
29 Hazen Drive
Concord, NH 03301
(603) 271-2513

September 20, 2021

Robert R. Scott, Commissioner
Mark Sanborn, Assistant Commissioner
Brandon Kernen, Administrator, DWGB

Contents

INTRODUCTION.....	1
THE DRINKING WATER PROGRAM: AN OVERVIEW	1
NEW HAMPSHIRE PUBLIC WATER SYSTEM PROFILE	2
ANNUAL STATE PWS REPORT	4
COMPLIANCE SUMMARY	5
Revised Total Coliform Rule (RTCR)	6
Groundwater Rule (GWR)	8
Disinfection Byproducts Rule (Stage 1 & Stage 2 DBP).....	9
Surface Water Treatment Rule (SWTR, IESWTR, LT1, LT2SWTR)	10
Chemical Monitoring	11
Lead and Copper Rule (LCR).....	14
Consumer Confidence Report Rule (CCR).....	15
DWGB COMPLIANCE ASSISTANCE AND ENFORCEMENT ACTIVITIES.....	16
Sanitary Surveys.....	17
Operator Certification Program	17
CONCLUSIONS.....	18
REPORT AVAILABILITY AND CONTACT INFORMATION	18

APPENDICES

APPENDIX A – VIOLATIONS TABLE SUMMARY

APPENDIX B – MAXIMUM CONTAMINANT LEVEL (MCL) VIOLATIONS

APPENDIX C – TREATMENT TECHNIQUE (TT) VIOLATIONS

APPENDIX D – CONSUMER CONFIDENCE RULE (CCR) VIOLATIONS

APPENDIX E – MONITORING/REPORTING (M/R) VIOLATIONS

New Hampshire Department of Environmental Services
Drinking Water & Groundwater Bureau
Annual Compliance Report on Public Water System Violations for 2020

INTRODUCTION

The 1996 Amendments to the Safe Drinking Water Act (SDWA) require each state to prepare an annual compliance report summarizing violations incurred by public water systems. The annual compliance report is submitted to the U.S. Environmental Protection Agency (USEPA) and made available to the public. The purpose of this report is to summarize the number and types of violations that public water systems receive as a result of failing to meet various requirements of the SDWA.

New Hampshire's 2020 Annual Compliance Report contains an overview of our drinking water program and a summary of regulated systems. Federal violations and their significance to various regulated monitoring programs and contaminants are discussed. There are tables and charts that reflect the compliance of New Hampshire's public water systems, either within this document or added as an appendix.

THE DRINKING WATER PROGRAM: AN OVERVIEW

The USEPA established the Public Water System Supervision (PWSS) Program under the authority of the 1974 Safe Drinking Water Act. Under the SDWA and the 1986 Amendments, USEPA sets national limits on contaminant levels in drinking water to ensure that the water is safe for human consumption. These limits are known as Maximum Contaminant Levels (MCLs) and the Maximum Residual Disinfectant Levels (MRDLs). For some regulations, USEPA establishes treatment techniques in lieu of an MCL to control unacceptable levels of contaminants in water. They also regulate how often public water systems (PWSs) monitor their water for contaminants and report the monitoring results to the states or to USEPA. Generally, the larger the population served by a water system, the more frequent the monitoring and reporting (M/R) requirements. In addition, USEPA requires PWSs to monitor for unregulated contaminants to provide data for future regulatory development. Finally, USEPA requires PWSs to notify their consumers when they have violated these regulations. The 1996 Amendments to the SDWA require consumer notification to include a clear and understandable explanation of the nature of the violation, its potential adverse health effects and steps that the PWS is undertaking to correct the violation.

The SDWA applies to the 50 states, the District of Columbia, Indian lands, Puerto Rico, the Virgin Islands, American Samoa, Guam and the Commonwealth of the Northern Mariana Islands.

The SDWA allows states and territories to seek USEPA approval to administer their own PWSS Programs. The authority to run a PWSS Program is called primacy. For a state to receive primacy, USEPA must determine that the state meets certain requirements laid out in the SDWA and federal regulations, including the adoption of state drinking water regulations that are at least as stringent as the Federal regulations. Primacy also requires the state to demonstrate that they can enforce the program requirements. Of the 56 states and territories, all but Wyoming and the District of Columbia have primacy. The USEPA Regional Offices administer the PWSS Programs within these two jurisdictions.

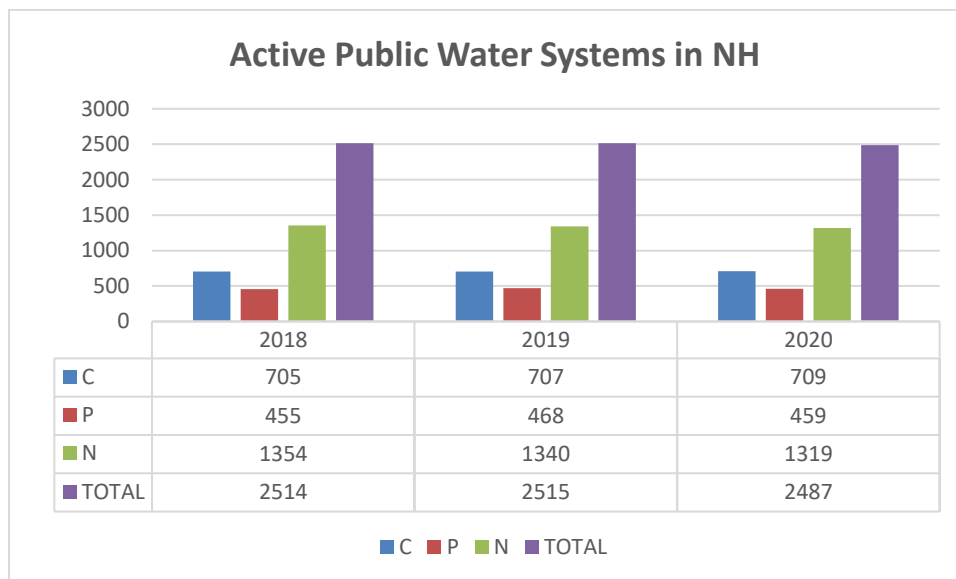
NEW HAMPSHIRE PUBLIC WATER SYSTEM PROFILE

New Hampshire defines a public water system (PWS) as a system that provides water via piping or other constructed conveyances for human consumption to at least 15 service connections or *designed to serve an average of at least 25 people* for at least 60 days each year. In accordance with New Hampshire rule Env-Dw 401.01(d), the population served by a Community PWS is determined by a household equivalent of 2.5 people, or 2.5 people per service connection.

There are three types of public water systems: Community (“C”) systems such as mobile home parks or municipalities, Non-Transient Non-Community (“P”) systems such as schools or factories, or Transient Non-Community (“N”) systems such as restaurants and campgrounds. For this report, when the acronym “PWS” is used, it means systems of all types unless specified in greater detail.

As of December 31, 2020, the PWS inventory consists of 2,487 active systems, of which 709 are “C” systems serving a population of 916,236. There are 459 “P” systems and 1,319 “N” systems. Most of New Hampshire’s “C” systems are very small, serving a population of less than 500. There are 581 “C” systems that serve a population of less than or equal to 500.

The following chart reflects an average system count over the last three years.



Community Systems by Population Ranges

Population Categories	Population Ranges	# of Community Systems	Total Population Served
Large Systems	>50,000	2	220,932
Medium Systems	10,001 – 50,000	16	357,460
	3,301 – 10,000	25	144,109
Small Systems	1,001 – 3,300	50	96,803
	501 – 1,000	35	25,468
	251 - 500	62	21,162
	101 – 250	195	31,602
	25 – 100	306	18,270
	<25	18	430

Other New Hampshire public water system statistics as of 2020:

Community Systems	# Systems	Population Served
Groundwater Only	643	349,816
Surface Water Only	22	315,520
Combined Sources (Surface and Groundwater)	16	204,383
Purchased Surface Water (only)	19	61,422
Purchased with Groundwater Sources	20	62,181

The “population served” numbers in the tables above and cited throughout this report represent the number of people served as estimated by Community PWSs and reported to the New Hampshire Department of Environmental Services (NHDES). For many “C” systems, non-residents make up a significant percentage of those numbers. Statewide, second homes make up 10.4% of the housing stock, according to the 2010 U.S. Census (the number of seasonal homes increased over 2,000 by 2015). If one were to compare the state resident population of 1,377,529 (U.S. Census Bureau 2020) to the total estimated population served by all “C” systems, it would appear that approximately 66% of the population is served by “C” systems and 34% use private wells. However, the Community PWSs estimate would be higher than the actual percentage because it does not take into account the significant non-resident population served.

NHDES’ Drinking Water and Groundwater Bureau (DWGB) is not aware of data regarding how the “C” water system population served is divided between residents and non-residents. Data from the 2014 and 2017 Behavioral Risk Factor Surveillance System Surveys conducted by the New Hampshire Department of Health and Human Services indicate that roughly equal numbers of households rely on public water systems and private wells as their “main source of drinking water at home,” with the rest relying mainly on bottled water. If between one-third and two-thirds of the bottled water (and other sources) users have private wells, the percentage of households served by private wells is between 46% and 54% .

Approximately 349,816 people, or about 38% of the “C” water system population, are served by “C” systems that draw only from groundwater.

Approximately 315,520 people, or about 34% of the “C” water system population, are served by “C” systems that draw only from surface water.

All PWSs are required to comply with drinking water standards, water quality monitoring and reporting requirements, public notification requirements, and operational and construction standards. The DWGB tracks and monitors compliance with regulations, enforces the regulations, administers the Permit-to-Operate program, provides financial assistance through the State Revolving Fund (SRF) Program, conducts sanitary surveys, provides technical assistance, and trains and certifies water system operators. The DWGB also implements a Source Water Protection Program.

ANNUAL STATE PWS REPORT

Each quarter, primacy states submit data to the Safe Drinking Water Information System (SDWIS), an automated database maintained by USEPA. The data submitted include, but are not limited to, the following: PWS inventory information, the incidence of MCL exceedances, MRDLs, monitoring and treatment technique violations and information on enforcement activity related to these violations. Section 1414(c)(3) of the Safe Drinking Water Act requires states to provide USEPA with an annual report of violations of the primary drinking water standards. This report provides the number of violations in each of six categories: MCLs, MRDLs, treatment techniques, exemptions, significant monitoring violations, and significant consumer notification violations. USEPA Regional Offices also report any federal enforcement actions taken, however those enforcement actions are not part of this report.

The information in this report is based on New Hampshire's drinking water database as well as SDWIS. Although the two databases are mostly synchronized, there are a few discrepancies where SDWIS counts unresolved violations from past years (i.e., Lead and Copper Rule (LCR) and Consumer Confidence Rule (CCR)). Prior year violations that are not included in this report can be found on the NHDES [OneStop website](#).

Maximum Contaminant Level (MCL) Violations

Under the Safe Drinking Water Act, USEPA sets national limits on contaminant levels in drinking water to ensure that the water is safe for human consumption. These limits are known as Maximum Contaminant Levels. This report includes MCL violations for microbiological contaminants under the Revised Total Coliform Rule (RTCR) and MCL violations for regulated chemical contaminants.

Maximum Residual Disinfectant Level (MRDL)

The USEPA sets national limits on residual disinfectant levels in drinking water to reduce the risk of exposure to disinfectant byproducts formed when public water systems add chemical disinfectant for either primary or residual treatment. These limits are known as Maximum Residual Disinfectant Levels.

Treatment Technique (TT) Violations

For some regulations, the USEPA establishes treatment techniques (TT) in lieu of an MCL to control unacceptable levels of certain contaminants. For example, treatment techniques have been established for viruses, bacteria and turbidity under the Surface Water Treatment Rule (SWTR). In some cases, such as the Lead and Copper Rule (LCR), once an exceedance has occurred, the PWS is required to conduct public education. Failure to do so results in a treatment technique violation.

Significant Monitoring (M/R) Violations

A PWS is required to monitor and verify that the level of a contaminant, if present in the water, does not exceed the MCL. Generally, the larger the population served, the more samples the PWS is required to take. If a PWS fails to have its water tested as required, then a monitoring (M/R) violation occurs. For this report, significant monitoring violations (except for the Surface Water Treatment Rule) occur when no samples were taken or no results were reported during a compliance period. A major Surface Water Treatment Rule Monitoring/Reporting violation occurs when fewer than 90% of the required samples are taken or no results are reported during a reporting interval.

Exemptions

Exemptions to specific requirements under the SDWA Amendments of 1996 may be granted under certain circumstances. If a PWS is unable to comply with an MCL or treatment technique requirement by the established deadline, a primacy state can grant the PWS an exemption from the applicable primary drinking water regulation with the condition that the system has an approved plan and schedule to address the situation. No New Hampshire PWS has been issued an exemption.

Significant Consumer Notification Violations

Every Community PWS is required to deliver to its customers a consumer confidence report (CCR), which is a brief annual water quality report. This report must provide information on source water, the levels of any detected contaminants and compliance with drinking water regulations, as well as educational material. A Community PWS that completely fails to provide customers with the required annual water quality report will incur a significant consumer notification violation.

COMPLIANCE SUMMARY

A summary of public water system violations for 2020 is included in Appendix A. The information includes the number of total violations and the number of total water systems in violation of a particular regulated contaminant. The regulatory contaminant categories are:

- Revised Total Coliform Rule (RTCR)**
- Groundwater Rule (GWR)**
- Disinfection Byproducts Rule (Stage 1/Stage 2 DBPR)**
- Surface Water Treatment Rule (LT2SWTR)**
- Chemical Monitoring**
- Lead and Copper Rule (LCR)**
- Consumer Confidence Report Rule (CCR)**

Violations from these programs and any resulting enforcement actions (along with their return to compliance status) are the basis of this Annual Compliance Report and can be found in the Appendices. Additional information about the water systems is also on the NHDES [OneStop website](#).

A description of these programs and the pertinent violations follows:

Revised Total Coliform Rule (RTCR)

The Revised Total Coliform Rule (RTCR) establishes a maximum contaminant level for *E. coli* and uses *E. coli* and total coliforms to initiate a “find and fix” approach to address fecal contamination that could enter into the distribution system. It requires public water systems to perform assessments to identify sanitary defects and subsequently take action to correct them.

DWGB implemented the RTCR early in February 2015. The rule was not implemented by USEPA nationwide until April 2016.

States are to report the following categories of RTCR violations (SDWIS Contaminant Code 8000):

***E. coli* MCL violation** (SDWIS Violation Code 1A): Indicates (1) EC+ routine with insufficient repeat samples, or (2) a combination of EC+ and TC+ results between the routine and repeat samples, or (3) TC+ routine with TC+ repeat samples not tested for *E. coli* by lab.

Level 1 Assessment/Assessment Form Treatment Technique violation (SDWIS Violation Code 2A): Indicates (1) Failure to conduct L1 assessment or complete form or (2) inadequate L1 assessment or insufficient content of assessment form.

Level 2 Assessment/Assessment Form Treatment Technique violation (SDWIS Violation Code 2B): Indicates (1) Failure to conduct L2 assessments or complete form or (2) inadequate L2 assessment or insufficient content of assessment form, or (3) L2 Assessor not state-approved.

Corrective Actions/Expedited Actions Treatment Technique violation (SDWIS Violation Code 2C): Indicates (1) Failure to complete corrective actions within the required timeframe when a Level 1 or Level 2 assessment is triggered; (2) failure to comply with state-required expedited/additional actions when an *E. coli* MCL happens.

Start-up Procedures Treatment Technique violation (SDWIS Violation Code 2D): Indicates failure to complete seasonal system start-up procedures.

Routine Monitoring violation (SDWIS Violation Code 3A): Indicates (1) failure to collect routine samples at appropriate site/frequency; (2) failure to collect replacement samples when state or lab invalidates one or more routine samples.

Additional Routine Monitoring violation (SDWIS Violation Code 3B): Indicates failure to collect additional routine samples required the next month after any TC+ happens (only applicable when a water system’s baseline RTCR monitoring frequency is not monthly).

TC Samples (triggered by turbidity exceedance) Monitoring violation (SDWIS Violation Code 3C): Indicates failure to collect required extra total coliform samples due to turbidity exceedance (only applicable to Subpart H systems avoiding filtration).

Monitoring Violation due to Lab and/or Analytical Method Errors (SDWIS Violation Code 3D): Indicates (1) failure to use the required/approved analytical methods, or to follow holding times or sample preparation or collection methods; (2) failure to use certified and/or state-approved laboratory.

Assessment Forms Reporting violation (SDWIS Violation Code 4A): Indicates failure to timely submit a completed assessment form where the assessment and assessment form is complete and adequate—only the delivery of the form is late.

Sample Results Reporting violation (SDWIS Violation Code 4B): Indicates (1) failure to provide sample results information to the state; (2) failure to provide notification to the state that a monitoring violation happened.

Certification Form (for Start-up Procedures) Reporting violation (SDWIS Violation Code 4C): Indicates failure to provide the certificate that confirms seasonal system start-up procedures have been completed (start-up procedures were completed on time and adequate—only the delivery of the certificate is late).

EC+ Notification Reporting violation (SDWIS Violation Type 4D): Indicates failure to notify the state within 24 hours about an EC+ compliance sample result (applies to any PWS each time it has an EC+ result even if there is no *E. coli* MCL violation).

***E. coli* MCL Reporting** violation (SDWIS Violation Type 4E): Indicates failure to provide notification to the state that an *E. coli* MCL violation happened.

Assessments, Assessment Forms, Corrective/Expedited Actions Reporting violation (SDWIS Violation Type 4F): Indicates failure to provide notification to the state that violations related to Level 1 and 2 assessments, assessment forms and corrective actions have happened.

Errors with Sample Siting Plan violation (SDWIS Violation Type 5A): Indicates failure to develop sample siting plan or to revise sample siting plan to include: (1) a sample collection schedule and/or (2) sample sites or the SOP describing how the sample sites will be chosen.

RTCR Recordkeeping violation (SDWIS Violation Type 5B): Indicates (1) failure to keep records for Level 1 and Level 2 assessments and corrective/expedited actions for 5 years; (2) failure to keep records for one year on repeat sample results that the state approved and extended the timeframe for sample collection.

***E. coli* MCL violation** (SDWIS Violation Code 1A) During 2020, eight public water systems received nine acute *E. coli* MCL violations. Five of the violations were at “N” water systems, and four of the violations were at “C” water systems. Of the water systems with such violations, all served 500 or fewer people.

To see if prior year violations for any public water system have returned to compliance, please check the NHDES [OneStop website](#).

Groundwater Rule (GWR)

USEPA published the Groundwater Rule in the Federal Register on November 8, 2006. New Hampshire implemented the GWR in December 2009. The purpose of the rule is to provide for increased protection against microbial pathogens in public water systems that use groundwater sources. USEPA is particularly concerned about groundwater systems that are susceptible to fecal contamination, as disease-causing pathogens may be found in fecal contamination. The GWR applies to public water systems that serve groundwater. The rule also applies to any system that mixes surface and groundwater if the groundwater is added directly to the distribution system.

The targeted strategy addresses risks through an approach that relies on the four major components listed below:

- Periodic sanitary surveys of systems that require the evaluation of eight critical elements of a public water system and the identification of significant deficiencies (e.g., a well located near a leaking septic system).
- Triggered source water monitoring when a system (that does not already treat drinking water to remove 99.99% (4-log) of viruses) identifies a positive sample during its Revised Total Coliform Rule monitoring.
- Corrective action is required for any system with a significant deficiency or source water fecal contamination.
- Compliance monitoring to ensure that treatment technology installed to treat drinking water reliably achieves 99.99% (4-log) inactivation or removal of viruses.

Triggered Monitoring violation (SDWIS Violation Code 34): Failure to collect triggered, source water samples within 24 hours of receiving notification of a total coliform positive sample, collected for routine compliance with the Revised Total Coliform Rule.

There were 41 systems (six “C” systems, 32 “N” systems and three “P” systems) having 101 monitoring and reporting violations.

Treatment Technique violation (SDWIS Violation Code 41/Contaminant 0700): Failure to maintain 4-log treatment of viruses before or at the first customer for a groundwater source and failure to correct the deficiency within four hours of determining that the system is not maintaining at least 4-log treatment before or at the first customer.

There were no health-based violations for type 41/0700 violation.

Treatment Technique violation (SDWIS Violation Code 45): Failure to complete corrective action in accordance with a state-approved corrective action plan or non-compliance with a state-approved corrective action plan within 120 days of receiving written notice from the state of the deficiency.

There were five public water systems (three “C” systems and two “N” systems) having five treatment technique violations.

To see if prior year violations for any public water system have returned to compliance, please check the NHDES [OneStop website](#).

Disinfection Byproducts Rule (Stage 1 & Stage 2 DBP)

The D/DBP rules apply to all surface and groundwater systems (and their consecutives) that use a chemical disinfectant (chlorine, chloramines, ozone, other). These systems are required to monitor for chlorine residuals and disinfection byproducts.

Maximum Contaminant Level (MCL) violation (SDWIS Violation Code 02): MCL violations occur when the sample exceeds the MCL.

There were six public water systems receiving 13 individual MCL violations.

Monitoring and Reporting (M/R) violation (SDWIS Violation Code 27): Failure to sample.

There were six public water systems receiving 10 M/R violations.

Treatment Technique (TT) violation (SDWIS Violation Code 46): Failure to remove Total Organic Compound (TOC).

There were no violations of this type for any public water systems.

DBP violations for 2020 are summarized below with details included in the Appendices. Numbers in this report may not match the Appendices because when the data was generated, the difference between surface water only and groundwater only was not specified.

To see if prior year violations for any public water system have returned to compliance, please check the NHDES [OneStop website](#).

Disinfection Byproducts Violations										
Water Type	# Systems w/ MCL Violations	# MCL Violations (Vio Type 02)		# Systems w/ M/R Violations	# M/R Violations (Vio Type 27)				TT Violations (Vio Type 46)	MRDL Violations
		HAA5 (2456)	TTHM (2950)		Total Org. Carbon (2920)	HAA5 (2456)	TTHM (2950)	Chl.Resid. (0999)		
Surface	5	9	3	1	0	1	1	0	0	0
Ground	1	0	1	5	0	3	3	2	0	0
Totals	6	9	4	6	0	4	4	2	0	0

Surface Water Treatment Rule (SWTR, IESWTR, LT1, LT2SWTR)

The Surface Water Treatment Rule (SWTR) establishes standards for the treatment of surface water systems and groundwater under the direct influence of surface water. Public water systems subject to the SWTR are required to provide filtration and disinfection to achieve minimum 3-log inactivation of *Giardia lamblia* and 4-log inactivation of viruses. In addition, under the Interim Enhanced Surface Water Treatment Rule (IESWTR) and the Long Term 1 Enhanced Surface Water Treatment Rule (LT1SWTR), all surface water systems using conventional filtration must achieve a minimum of 2-log removal of *Cryptosporidium*. Monthly operating reports submitted to the NHDES record daily monitoring for turbidity and free chlorine residual at the filtration plant and monthly monitoring to confirm positive chlorine residual in the distribution system. Turbidity standards must be met in at least 95% of measurements taken each month, and chlorine residual in water entering the distribution system must be at least 0.2 mg/L. Failure to meet these or other SWTR standards results in a treatment technique violation).

New Hampshire has 38 water systems that derive at least some of their water from surface water. Of these, one system continues to retain its filtration waiver.

Violations of the SWTR (SDWIS Contaminant Code 0200) are reported for the following categories:

Monitoring, routine/repeat M/R (for unfiltered systems) (SDWIS Violation Code 31): Indicates a system's failure to carry out required water tests or to report the results of those tests.

There were no Violation Type 31/0200 for any public water system.

Monitoring, routine/repeat M/R (for filtered systems) (SDWIS Violation Code 36): Indicates a system's failure to carry out required water tests or to report the results of those tests.

There were no Violation Type 36/0200 for any public water system.

Treatment techniques TT (for filtered systems) (SDWIS Violation Code 41): Indicates a system's failure to meet filtered water turbidity requirements.

There were no Violation Type 41 for any public water system.

TT Failure (for unfiltered systems) (SDWIS Violation Code 42): Indicates a system's failure to comply with the SWTR requirement to install filtration or meet filtration waiver conditions.

Health-based violations of the LT2SWTR (SDWIS Contaminant Code 0800) are reported for the following categories:

SDWIS Violation Code 33 indicates a failure to submit treatment requirement report; SDWIS Violation Code 41 indicates a failure to maintain microbial treatment; SDWIS Violation Code 42 indicates a failure

to provide treatment; SDWIS Violation Code 45 indicates a failure to address a deficiency; and SDWIS Violation Code 47 indicates a treatment technique for uncovered reservoir.

There were five public water systems receiving five violations for SDWIS Code 45.

The Monitoring and Reporting (M/R) violations of LT2SWTR are reported for the following categories:

SDWIS Violation Code 20 indicates a failure to consult/respond; SDWIS Violation Code 31 indicates a monitoring treatment (for surface unfiltered/GW); SDWIS Violation Code 32 indicates a violation of reporting and source monitoring (LT2); SDWIS Violation Code 36 indicates a violation of monitoring treatment (surface filter); and SDWIS Violation Code 37 indicates a treatment technique with no prior state approval.

There were no Violation Type 36/0800 for any public water system.

Other violation types for Contaminant Code 0800: SDWIS Violation Code 09 for recordkeeping violations.

To see if prior year violations for any public water system have returned to compliance, please check the NHDES [OneStop website](#).

Chemical Monitoring

Water quality testing for chemical contaminants is much less frequent than for microbiological contaminants. Chronic exposure over a long period is usually necessary to experience a risk to health. Chemical monitoring includes: volatile organic compounds (“VOCs,” which are solvents and hydrocarbons), synthetic organic compounds (“SOCs,” which are pesticides and plastics), inorganic compounds (“IOCs,” which are nitrate, nitrite and metals) and radionuclides (“RADs”). Community systems, with the exception of systems that solely use purchased water, are required to sample for all of the above parameters under New Hampshire rules. Non-transient/Non-Community (“P”) water systems sample for all parameters above with the exception of RADs, which are required for initial water quality testing only. Transient/Non-Community (“N”) systems are required to sample for nitrates once a year and nitrites once every three years.

Organic Contaminants: These are carbon-based compounds, such as industrial solvents and pesticides, which include VOCs and SOCs. These contaminants generally get into water through runoff from cropland, releases from underground storage tanks, discharges from factories or accidental spills. USEPA has set legal limits on 54 organic contaminants that are to be reported [40 CFR 141.61].

Inorganic Contaminants: These are non-carbon-based compounds, such as metals, nitrates and asbestos, which are generally naturally-occurring in some water, but can also get into water through farming, chemical manufacturing and other human activities. USEPA has established MCLs for 15 inorganic contaminants [40 CFR 141.62].

Radionuclides: These are radioactive particles that can occur naturally in water or result from human activity. USEPA has set legal limits on five types of radionuclides: radium-226 and radium-228, gross

alpha, beta particle/photon radioactivity and Uranium [40 CFR 141.66]. Violations for these contaminants are reported using the following four categories:

Gross alpha (SDWIS Contaminant Code 4000): This is for alpha radiation above MCL of 15 picocuries/liter (pCi/L). Gross alpha includes radium-226 but excludes radon and uranium.

Uranium (SDWIS Contaminant Code 4006): Uranium mass above MCL of 30 micrograms per liter (ug/L).

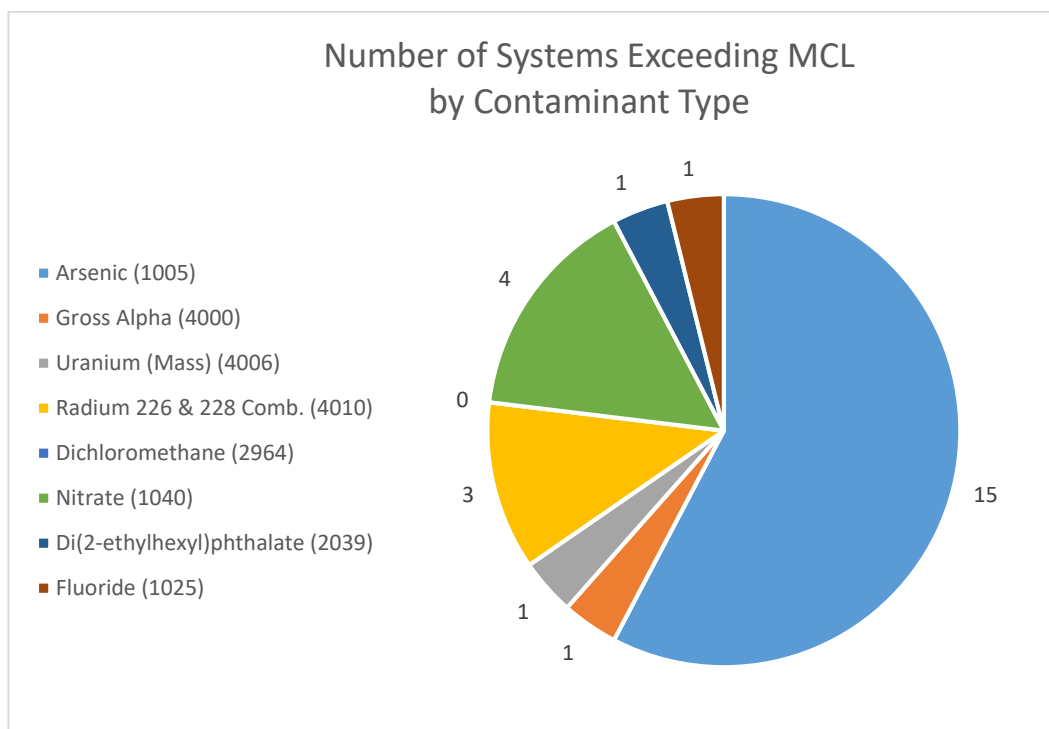
Combined radium-226 and radium-228 (SDWIS Contaminant Code 4010): Combined radiation from these two isotopes above MCL of 5 pCi/L.

Gross beta (SDWIS Contaminant Code 4101): Beta particle and photon radioactivity from man-made radionuclides above 4 millirem/year. This applies to systems serving populations greater than 100,000. Two types of chemical monitoring violations are reported:

Maximum Contaminant Level (MCL) violation (SDWIS Violation Code 01 for single sample; SDWIS Violation Code 02 for average): MCL violations occur when the sample exceeds the MCL.

Monitoring and Reporting (M/R) violation (SDWIS Violation Code 03): Failure to sample.

In 2020, 26 public water systems incurred 44 MCL violations (Violation Codes 01 and 02) for regulated chemical contaminants. Numbers in this report may not match the Appendices because a water system may have incurred multiple violations for any given contaminant or violation type.



New Hampshire tracks chemical data by six contaminant “sample” groups. These contaminant groups are used for M/R violations unless an individual IOC exceeds half the MCL or an individual VOC or SOC is detected. When one of these situations occurs, the individual contaminant is tracked.

The contaminant groups are listed in the following table:

NH Chemical Sample Groups		Sampling Rules
VOCs	Contains 21 regulated contaminants.	All new “C” and “P” systems sample quarterly the first year, annually thereafter; or, every 3 years with a waiver.
SOCs	Contains 25 regulated contaminants. NH has received waivers for 5 of the 30 regulated SOCs based on state pesticide use records. See Appendix A. Two SOC contaminants are waived for surface water systems.	New “C” and “P” systems sample annually, or every 3 or 6 years with a waiver.
IOCs	Contains 11 regulated contaminants for “C” systems, and 10 for “P” systems (excludes Fluoride).	All “C” and “P” groundwater systems must sample all Phase II/IIB and V IOCs every 3 years. All “C” and “P” systems using surface water must sample all Phase II/IIB and V IOCs annually. State rule requires “P” systems to sample for Fluoride.
RADs	Contains 3 regulated contaminants.	All new “C” systems sample quarterly, and future sampling requirements are based on the results of the quarterly samples for the first year.
Nitrates	(individual)	All systems must sample annually.
Nitrites	(individual)	All systems must sample every 3 years.

Group Contaminant Codes	Individual Contaminants	Systems with M/R Violations	Group M/R Violations	Individual M/R Violations
VOCs		2	2	2
Subtotal		2	2	2
SOCs		3	3	3
Subtotal		3	3	3
IOCs		-	-	-
	Arsenic (1005)	2	2	2
	Nitrate (1040)	11	12	12
Subtotal		13	14	14
RADs		-	-	-
	COMPLIANCE GROSS ALPHA (4000)	0	0	0
	URANIUM /(MASS units in ug/L) (4006)	0	0	0
	COMBINED RADIUM (-226 AND -228) (4010)	0	0	0
Subtotal		0	0	0
TOTALS		18	19	19

There were 19 individual chemical Monitoring violations incurred by 18 systems. There were five water systems with group VOC/SOC monitoring violations. Two systems incurred two Arsenic monitoring violations. 11 systems incurred 12 Nitrate violations. There were no monitoring violations for Radionuclides.

New Hampshire's policy is to wait until subsequent required sampling, specifically make-up sampling, has been completed before determining that compliance has been achieved. Those systems outlined above with outstanding violations have not been returned to compliance because they had not yet submitted all required chemical samples.

To see if prior year violations for any public water system have returned to compliance, please check the [OneStop website](#).

Lead and Copper Rule (LCR)

This rule established national limits on lead and copper in drinking water [40 CFR 141.80-91]. Corrosion of lead and copper pipes and plumbing fixtures poses various health risks when the associated water is ingested and can enter drinking water from household pipes and plumbing fixtures.

Lead contamination is a major concern today, especially when small children are involved. Sampling under this rule reflects this concern. The number of samples required is based on the system's population. Systems that do not exceed action levels (0.015 mg/l for lead and 1.3 mg/l for copper) will sample each site twice the first year, once a year for the next three years and then once every three years. Systems that exceed action levels need to conduct corrosion control studies, possibly provide treatment, and conduct additional sampling.

Community ("C") and Non-Transient/Non-Community ("P") water systems are required to sample under this rule. Transient/Non-Community ("N") water systems are exempt from the Lead and Copper Rule.

New Hampshire reports violations of the LCR (SDWIS Contaminant Code 5000) in the following categories:

Initial lead and copper tap violation (Monitoring/Reporting) (SDWIS Violation Code 51): Indicates that a system did not meet initial lead and copper testing requirements or failed to report the results of those tests to the state, or who incurred the initial tap monitoring violation prior to the calendar year M/R but failed to return to compliance prior to January 1. Systems failing to sample by January 1 of the following year continue to incur the violation until required samples are taken.

Follow-up or routine lead and copper tap M/R violation (SDWIS Violation Code 52): Indicates that a system did not meet follow-up or routine lead and copper tap testing requirements or failed to report the results. As with the previous M/R violation, systems failing to sample by January 1 of the following year continue to incur the violation until the required samples are taken.

Routine Water Quality M/R violation (SDWIS Violation Code 53): Indicates that a system did not meet routine water quality testing requirements or failed to report the results. The violation continues until

the system reports the next period sample results or until the system is optimized for corrosion control treatment.

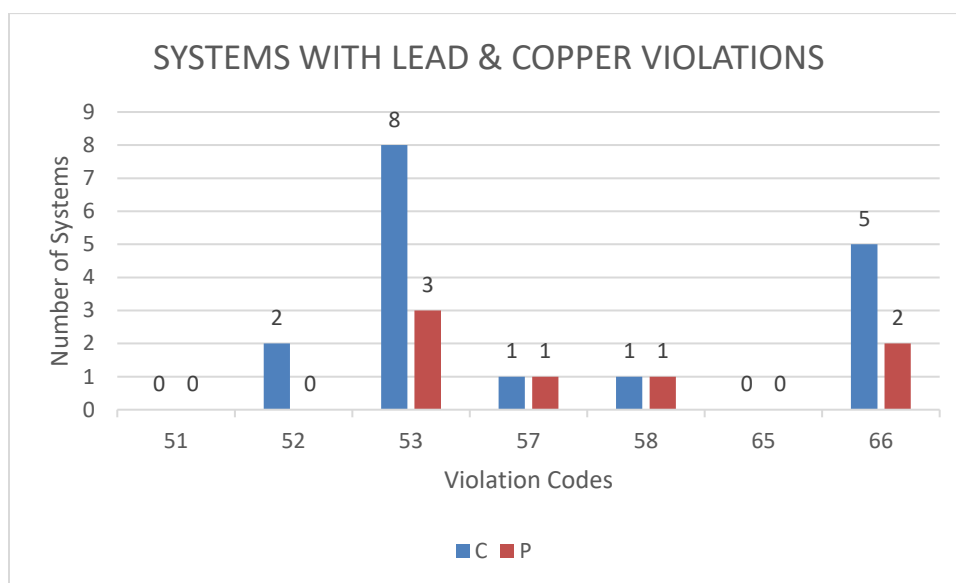
Treatment installation violation (Treatment Technique) (SDWIS Violation Codes 57 and 58): Indicates a failure to install an optimal corrosion control treatment system (57) or optimize a source water treatment system (58) which would reduce lead and copper levels in water at the tap.

Public education violation TT violation (SDWIS Violation Code 65): Indicates that a system did not provide required public education about reducing or avoiding lead intake from water.

Lead Consumer Notice M/R violation (SDWIS Violation Code 66): Indicates a failure to provide notice of lead tap results to the individual tap(s) from where the sample was taken and/or failure to submit an example of this notice and a certification to the state 141.85(d)(1)-(4) and 141.90(f)(3).

There were no monitoring/reporting Violation Code 51 violations in 2020. Two systems incurred two routine or follow-up violations (Vio Code 52). There were 11 systems having 15 water quality violations (Vio Code 53). Two systems with two violations for failure to install treatment (Vio Code 57). Two systems with two violations for failure to optimize treatment (Vio Code 58). No violations were incurred for lead and copper education (Vio Code 65) and seven water systems incurred eight violations for failure to provide lead consumer notice (Vio Code 66).

To see if prior year violations for any public water system have returned to compliance, please check the NHDES [OneStop website](#).



Consumer Confidence Report Rule (CCR)

All active Community water systems are required to deliver to their customers a brief annual water quality report. This report must include educational materials and provide information on the public water system source water, the levels of any detected contaminants and compliance with drinking

water regulations. In addition, reports must be submitted to the primacy agency. Any “C” system failing to complete the CCR requirements will incur the following violation:

Significant Consumer Notification violation (SDWIS Violation Code 71, Contaminant Code 7000): Any Community water system that completely fails to provide the consumer confidence report during the calendar year.

New Hampshire received interim primacy for the CCR, which gave NHDES enforcement authority for violations incurred from 2002 forward. There were 11 systems incurring 11 CCR violations in 2020.

To see if prior year violations for any public water system have returned to compliance, please check the NHDES [OneStop website](#).

DWGB COMPLIANCE ASSISTANCE AND ENFORCEMENT ACTIVITIES

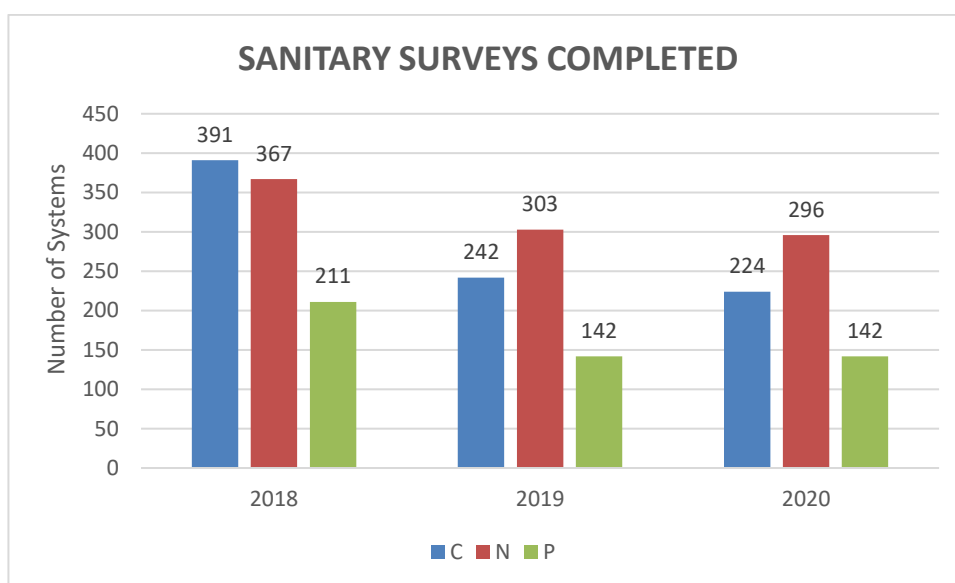
The DWGB uses a variety of means to assist PWSs to maintain compliance with applicable SDWA and state regulations. The compliance assistance activities include the following: making sampling schedules and analysis forms available over the internet, emailing reminder postcards, offering regular operator training courses and special topic seminars, emailing the DWGB’s newsletter to approximately 4,000 stakeholders, offering fact sheets on a wide variety of subjects and providing technical assistance over the phone as well as during sanitary surveys.

Should a system fail to monitor according to schedule, exceed a Maximum Contaminant Level, violate a treatment technique, fail to perform public notice or fail to correct a significant deficiency identified in a sanitary survey, the system is issued a Notice of Violation (NOV). In the majority of cases, an NOV is likely to prompt system representatives to bring their water system back into compliance. In a small number of cases, additional enforcement action is required. If the violation is not resolved or additional violations are accrued, a Letter of Deficiency (LOD) is issued. The LOD requests that certain actions be completed within specified time periods. The LOD seeks voluntary compliance from the system owners and it is not independently enforceable. More serious violations or repetitive violations may result in the issuance of an Administrative Order (AO), Administrative Order by Consent (AOC) and/or the imposition of Administrative Fines. On rare occasions, it has been necessary to refer a water system to the New Hampshire Attorney General’s office for civil and/or criminal penalties.

Because New Hampshire rules specify that sampling be conducted in the month or quarter specified in the Master Sampling Schedule, NOV letters are sent out as soon as each month/quarter is complete. Systems that fail to sample during the assigned period are sent the NOV letter, and make-up sampling is required as soon as possible. This provides for a more equitable enforcement response to all systems, regardless of month/quarter assigned, promotes compliance by establishing NHDES’ oversight capabilities and allows NHDES to better balance the processing of enforcement actions throughout the year. The NHDES Drinking Water program is very comprehensive. The various sections work closely with one another and all use the same database. The programs have enhanced compliance in the state by providing additional outreach efforts.

Sanitary Surveys

NHDES staff conducts sanitary surveys or water system inspections every three years for “C” and “P” systems and every five years for “N” systems. The water systems are inspected for compliance with drinking water program regulations. Any necessary water quality samples can also be taken during the survey. Surveys are one of the best ways of ensuring proper protection of drinking water supplies and the proper operation of public water systems. Periodic visits to the water systems allow the DWGB staff to update its data and gather other information on the water system that is required under federal and state regulation. All new systems are surveyed as they come online. In 2020, DWGB staff conducted 1,196 total site visits. Among the reasons for those site visits are: 662 sanitary surveys, 28 site investigations, 29 technical assistance visits, 12 boil order responses, 6 visits related to capacity development, 161 Level 1 assessments and 131 Level 2 assessments.



Operator Certification Program

New Hampshire requires that all “C” and “P” public water system types have a certified operator. These operators oversee many system operations to ensure a safe and adequate water supply to the system’s customers. There are two categories of certification (treatment and distribution), and each category is divided into five levels of complexity. Each level has its own strict experience and education requirements, and applicants must pass a certification exam by obtaining a grade of at least 70% to become certified. NHDES sponsors classes and seminars and requires certified operators to maintain continued education units (CEUs). As of December 31, 2020, there were 1,025 active water system operators licensed in New Hampshire.

CONCLUSIONS

In general, New Hampshire tends to have a higher number of MCL occurrences than other states. Unlike most other states and territories, New Hampshire has Administrative Rule, Env-Dw 719.02, which requires the owner of a PWS to enter into a written agreement with an accredited laboratory to perform duties related to reporting drinking water quality analyses. The agreement must contain the provision that the lab reports all analytical results directly to DWGB, the primacy agency. In most states and territories, the PWS submits water quality results from an accredited lab to the primacy agency. The primacy agency and federal government may never know of an MCL occurrence in these situations since the PWS may opt to resample or incur a monitoring violation rather than receive an MCL violation. New Hampshire public water systems do not have this option. The intent of this rule was to protect consumer health from risks that could be caused by systems manipulating the submission of sampling data.

The majority of PWS violations that occurred in New Hampshire in 2020 were due to the failure to monitor. While these violations are of concern, they are generally considered secondary to violations that more directly affect public health, such as violations occurring from exceeding a maximum contamination level. We believe that modifications to our enforcement strategies have reduced the overall number of violations as our enforcement presence is better recognized. Sampling schedules and analysis forms are available over the Internet, making it easier for systems to comply.

When a system addresses its violations, it returns to compliance (RTC). The time it takes a New Hampshire water system to achieve RTC status varies depending upon the nature of the underlying violation. For example, a PWS receiving a treatment technique (TT) violation under the Surface Water Treatment Rule may achieve RTC status in a month, but it may take a seasonal PWS up to a year to achieve RTC status following a Revised Total Coliform Rule Monitoring/Reporting violation.

REPORT AVAILABILITY AND CONTACT INFORMATION

Questions regarding this report may be submitted by contacting:

NH Dept. of Environmental Services – Water Division
Drinking Water & Groundwater Bureau
PO Box 95
Concord, NH 03302-0095
[\(603\) 271-2513](tel:6032712513)
dwgbinfo@des.nh.gov

This report, along with prior year annual compliance reports, is also available on the [NHDES website](#).

The status of all violations (and additional information about the New Hampshire public water systems) can be found by PWS ID at the NHDES [OneStop website](#).

SDWIS CODES	CONTAMINANT or VIOLATION TYPE DESCRIPTION	MCL (mg/l) ¹	MCLs		Treatment Techniques		Significant Monitoring/Reporting	
			Number of Violations	Number of Systems with Violations	Number of Violations	Number of Systems with Violations	Number of Violations	Number of Systems with Violations
SYNTHETIC ORGANIC COMPOUNDS								
2931	1,2-Dibromo-3-chloropropane (DBCP) (Waived for Surface Water)	0.0002	0	0			0	0
2063	2,3,7,8-TCDD (Dioxin)	3x10 ⁻⁸	N/A	N/A			N/A	N/A
2110	2,4,5-TP	0.05	0	0			0	0
2105	2,4-D	0.07	0	0			0	0
2051	Alachlor	0.002	0	0			0	0
2050	Atrazine	0.003	0	0			0	0
2306	Benzo(a)pyrene	0.0002	0	0			0	0
2046	Carbofuran	0.04	0	0			0	0
2959	Chlordane	0.002	0	0			0	0
2031	Dalapon	0.2	N/A	N/A			N/A	N/A
2035	Di(2-ethylhexyl) adipate	0.4	0	0			0	0
2039	Di(2-ethylhexyl) phthalate	0.006	1	1			3	2
2041	Dinoseb	0.007	0	0			0	0
2032	Diquat	0.02	N/A	N/A			N/A	N/A
2033	Endothall	0.1	N/A	N/A			N/A	N/A
2005	Endrin	0.002	0	0			0	0
2946	Ethylene dibromide (Waived for Surface Water)	0.00005	0	0			0	0
2034	Glyphosate	0.7	0	0			0	0
2065	Heptachlor	0.0004	0	0			0	0
2067	Heptachlor epoxide	0.0002	0	0			0	0
2274	Hexachlorobenzene	0.001	0	0			0	0
2042	Hexachlorocyclopentadiene	0.05	0	0			0	0
2010	Lindane	0.0002	0	0			0	0
2015	Methoxychlor	0.04	0	0			0	0
2383	Total polychlorinated biphenyls	0.0005	N/A	N/A			N/A	N/A
2326	Pentachlorophenol	0.001	0	0			0	0
2020	Toxaphene	0.003	0	0			0	0
2036	Oxamyl (Vydate)	0.2	0	0			0	0
2040	Picloram	0.5	0	0			0	0
2037	Simazine	0.004	0	0			0	0
SOC TOTALS			1	1			3	2

SDWIS CODES	CONTAMINANT or VIOLATION TYPE DESCRIPTION	MCL (mg/l) ¹	MCLs		Treatment Techniques		Significant Monitoring/Reporting	
			Number of Violations	Number of Systems with Violations	Number of Violations	Number of Systems with Violations	Number of Violations	Number of Systems with Violations
VOLATILE ORGANIC COMPOUNDS								
2981	1,1,1-Trichloroethane	0.2	0	0			0	0
2977	1,1-Dichloroethylene	0.007	0	0			0	0
2985	1,1,2-Trichloroethane	0.005	0	0			0	0
2378	1,2,4-Trichlorobenzene	0.07	0	0			0	0
2980	1,2-Dichloroethane	0.005	0	0			0	0
2983	1,2-Dichloropropane	0.005	0	0			0	0
2990	Benzene	0.005	0	0			0	0
2982	Carbon tetrachloride	0.005	0	0			0	0
2380	cis-1,2-Dichloroethylene	0.07	0	0			0	0
2964	Dichloromethane	0.005	0	0			0	0
2992	Ethylbenzene	0.7	0	0			0	0
2989	Monochlorobenzene	0.1	0	0			0	0
2968	o-Dichlorobenzene	0.6	0	0			0	0
2969	para-Dichlorobenzene	0.075	0	0			0	0
2987	Tetrachloroethylene	0.005	0	0			0	0
2984	Trichloroethylene	0.005	0	0			1	1
2996	Styrene	0.1	0	0			0	0
2991	Toluene	1	0	0			0	0
2979	trans-1,2-Dichloroethylene	0.1	0	0			0	0
2955	Xylenes (total)	10	0	0			0	0
2976	Vinyl chloride	0.002	0	0			0	0
	VOC TOTALS		0	0			1	1

SDWIS CODES	CONTAMINANT or VIOLATION TYPE DESCRIPTION	MCL (mg/l) ¹	MCLs		Treatment Techniques		Significant Monitoring/Reporting	
			Number of Violations	Number of Systems with Violations	Number of Violations	Number of Systems with Violations	Number of Violations	Number of Systems with Violations
INORGANIC COMPOUNDS								
1074	Antimony	0.006	1	1			0	0
1005	Arsenic	0.010	28	15			2	2
1094	Asbestos	7 million fibers /10um	0	0				
1010	Barium	2	0	0			0	0
1075	Beryllium	0.004	0	0			0	0
1015	Cadmium	0.005	0	0			0	0
1020	Chromium	0.1	0	0			0	0
1024	Cyanide (as free cyanide)	0.2	N/A	N/A			0	0
1025	Fluoride	4.0	1	1			0	0
1035	Mercury	0.002	0	0			0	0
1040	Nitrate (01 and 02)	10 (as Nitrogen)	5	4			12	11
1041	Nitrite	1 (as Nitrogen)	0	0			0	0
1045	Selenium	0.05	0	0			0	0
1085	Thallium	0.002	0	0			0	0
1038	Total nitrate and nitrite	10 (as Nitrogen)	N/A	N/A			N/A	N/A
IOC TOTALS			35	21			14	13
RADIONUCLIDES								
4000	Gross alpha	15 pCi/l	1	1			0	0
4006	Uranium	30 ug/l	2	1			0	0
4010	Radium-226 and Radium-228	5 pCi/l	6	3			0	0
4101	Gross beta	4 mrem/yr	N/A	N/A			N/A	N/A
RAD TOTALS			9	5			0	0

SDWIS CODES	CONTAMINANT or VIOLATION TYPE DESCRIPTION	MCL (mg/l) ¹	MCLs		Treatment Techniques		Significant Monitoring/Reporting	
			Number of Violations	Number of Systems with Violations	Number of Violations	Number of Systems with Violations	Number of Violations	Number of Systems with Violations
DISINFECTION BYPRODUCTS (DBP)								
02	MCL, Average		13	5				
27	Monitoring & Reporting Stage 1						18	5
46	TT Precursor Removal				0	0		
	DBP TOTALS		13	5	0	0	18	5
SURFACE WATER TREATMENT RULE (SWTR)								
Filtered Systems:								
36	Monitoring, routine/repeat						0	0
41	Treatment techniques				0	0		
Unfiltered Systems:								
31	Monitoring, routine/repeat						0	0
42	Failure to filter				0	0		
43	Treatment techniques				0	0		
44	TT exceedances				0	0		
	SWTR TOTALS				0	0	0	0
GROUNDWATER RULE (GWR)								
34	Monitoring, Triggered/Additional						42	41
41	Failure to Maintain Microbial Treatment				0	0		
45	Failure to Address Deficiency				5	5		
	GWR TOTALS				5	5	42	41

SDWIS CODES	CONTAMINANT or VIOLATION TYPE DESCRIPTION	MCL (mg/l) ¹	MCLs	Number of Systems with Violations	Treatment	Techniques	Significant Monitoring/Reporting			
			Number of Violations		Number of Violations	Number of Systems with Violations	Number of Violations	Number of Systems with Violations		
LEAD AND COPPER RULE (LCR)										
51	Initial lead and copper tap						0	0		
52	Follow-up or routine L&C tap						2	2		
53	Water quality						15	11		
57	Treatment Techniques				2	2				
58	Treatment installation				2	2				
65	Public education				0	0				
66	Lead consumer notice						8	7		
LCR TOTALS					4	4	25	20		
CONSUMER CONFIDENCE RULE (CCR)										
71	CCR Failure to Report		11	11						
CCR TOTALS					11	11				
REVISED TOTAL COLIFORM RULE (RTCR)										
1A	E.coli - MCL		9	8						
2A	L1 Assessment - Treatment Technique				20	20				
2B	L2 Assessment - Treatment Technique				13	11				
2C	Corrective Action - Treatment Technique				9	9				
2D	Start-Up Procedures - Treatment Tech.				34	34				
3A	Routine Monitoring						170	133		
3B	Add'l Routine Monitoring						20	20		
3C	TC Samples - Monitoring						0	0		
3D	Lab/Method Errors - Monitoring						0	0		
4A	Assessment not submitted - Reporting						51	47		
4B	Failure/Sample Results - Reporting						214	168		
4C	Failure/Start up Cert - Reporting						34	34		
4D	EC+ Notification - Reporting						0	0		
4E	E.coli MCL - Reporting						0	0		
4F	L1/L2 Assessment Forms - Reporting						9	9		
5A	Sampling Site Plan Errors						0	0		
5B	Recordkeeping						0	0		
RTCR TOTALS					9	8	76	74	498	411

Definitions for Violations Table

The following definitions apply to the Summary of Violations table:

Filtered Systems: Water systems that have installed filtration treatment [40 CFR 141, Subpart H].

Inorganic Contaminants: Non-carbon-based compounds such as metals, nitrates, and asbestos. These contaminants are naturally-occurring in some water, but can get into water through farming, chemical manufacturing and other human activities. EPA has established MCLs for 15 inorganic contaminants [40 CFR 141.62].

Lead and Copper Rule: This rule established national limits on lead and copper in drinking water [40 CFR 141.80-91]. Lead and copper corrosion pose various health risks when ingested at any level, and can enter drinking water from household pipes and plumbing fixtures. States report violations of the Lead and Copper Rule in the following four categories:

Maximum Contaminant Level (MCL): The highest amount of a contaminant that EPA allows in drinking water. MCLs ensure that drinking water does not pose either a short-term or long-term health risk. MCLs are defined in milligrams per liter (parts per million) unless otherwise specified.

Monitoring: EPA specifies which water testing methods the water systems must use, and sets schedules for the frequency of testing. A water system that does not follow EPA's schedule or methodology is in violation [40 CFR 141]. States must report monitoring violations that are significant as determined by the EPA Administrator and in consultation with the States. For purposes of this report, significant monitoring violations are major violations and they occur when no samples are taken or no results are reported during a compliance period. A major monitoring violation for the surface water treatment rule occurs when at least 90% of the required samples are not taken or results are not reported during the compliance period.

Organic Contaminants: Carbon-based compounds, such as industrial solvents and pesticides. These contaminants generally get into water through runoff from cropland or discharge from factories. EPA has set legal limits on 54 organic contaminants that are to be reported [40 CFR 141.61].

Radionuclides: Radioactive particles can occur naturally in water or result from human activity. EPA has set legal limits on four types of radionuclides: radium-226 and radium-228, gross alpha, gross beta particle/photon radioactivity [40 CFR 141], and uranium. Violations for these contaminants are to be reported using the following four categories:

Gross alpha: SDWIS Contaminant Code 4000 for alpha radiation above MCL of 15 picocuries/liter. Gross alpha includes radium-226 but excludes radon and uranium. New Hampshire's term for this is compliance gross alpha.

Uranium: SDWIS Contaminant Code 4006 for uranium mass above MCL of 30 ug/l.

Combined radium-226 and radium-228: SDWIS Contaminant Code 4010 for combined radiation from these two isotopes above MCL of 5 pCi/L.

Gross beta: SDWIS Contaminant Code 4101 for beta particle and photon radioactivity from man-made radionuclides above 4 millirem/year.

Reporting Interval: The reporting interval is a calendar year from January through December.

Revised Total Coliform Rule (RTCR): The Revised Total Coliform Rule (RTCR) establishes a maximum contaminant level for E. coli, and uses E. coli and total coliforms to initiate a "find and fix" approach to address fecal contamination that could enter into the distribution system. It requires public water systems to perform assessments to identify sanitary defects and subsequently take action to correct them. NH implemented the RTCR early in February of 2015; the rule was not implemented by USEPA nationwide until April 2016.

SDWIS Codes: Specific numeric codes from the Safe Drinking Water Information System (SDWIS) have been assigned to each violation type included in this report. The violations to be reported include exceeding contaminant MCLs, failure to comply with treatment requirements and failure to meet monitoring and reporting requirements. Four-digit SDWIS Contaminant Codes have also been included in the chart for specific MCL contaminants.

Surface Water Treatment Rule (SWTR): The Surface Water Treatment Rule establishes criteria under which water systems supplied by surface water sources, or ground water sources under the direct influence of surface water, must filter and disinfect their water [40 CFR 141, Subpart H].

Definitions for Violations Table

Treatment Techniques: A water disinfection process that EPA requires instead of an MCL for contaminants that laboratories cannot adequately measure. Failure to meet other operational and system requirements under the Surface Water Treatment and the Lead and Copper Rules have also been included in this category of violation for purposes of this report.

Unfiltered Systems: Water systems that do not need to filter their water before disinfecting it because the source is very clean [40 CFR, Subpart H].

Violation: A failure to meet any state or federal drinking water regulation.

SDWIS VIO TYPE 01 - CHEMICAL INORGANIC COMPOUNDS (IOC) MCL VIOLATIONS - 2020																
PWS Type	PWS ID	PWS	Town	Status	Categ	Pop	FRDS Vio Type	Contam	Result	Vio ID	Per Beg	Dur	ENF ID	FRDS Action	RETURNED TO COMPL	PN RECD
C	1392200	ROLLING MEADOWS CONDOS I	LONDONDERRY	A	CON	80	01	1040	10.6	2100471	10/01/2020	3	2100052	SIA		10/20/2020
N	0325030	BROOKLINE EVENT CENTER	BROOKLINE	A	HAL	240	01	1040	22	2000033	07/01/2020	3	2100100	SIA	3/2/2021	2/5/2021
N	0325030	BROOKLINE EVENT CENTER	BROOKLINE	A	HAL	240	01	1040	18	2100035	10/01/2020	3	2100108	SIA	3/2/2021	10/13/2020
N	0438020	OLDE POST RESTAURANT	CHESTER	A	RES	50	01	1040	12	2100015	10/01/2020	3	2100035	SIA	2/8/2021	12/11/2020
N	0438050	CHESTER GENERAL STORE	CHESTER	A	SNK	50	01	1040	15	2100006	10/01/2020	3	2100017	SIA	12/29/2020	1/7/2021

1 C system with 1 violation, 0 returned to compliance, 1 public notice received
3 N systems with 4 violations, 4 returned to compliance, 4 public notices received

SDWIS VIO TYPE 02 - CHEMICAL INORGANIC COMPOUNDS (IOC) MCL VIOLATIONS - 2020																
PWS Type	PWS ID	PWS	Town	Status	Categ	Pop	FRDS Vio Type	Contam	Result	Vio ID	Per Beg	Dur	ENF ID	FRDS Action	RETURNED TO COMPL	PN RECD
C	0061010	ALTON WATER WORKS	ALTON	A	LCW	1750	02	1005	0.019	2000368	04/01/2020	3	2000124	SOX	2/8/2021	6/16/2020
C	0061010	ALTON WATER WORKS	ALTON	A	LCW	1750	02	1005	0.011	2000369	07/01/2020	3	2000123	SOX	2/8/2021	11/30/2020
C	0112090	DEARBORN RIDGE	ATKINSON	A	SFR	25	02	1005	0.011	2000004	04/01/2020	3	2000014	SOX	2/8/2021	8/4/2020
C	0262020	ABENAKI WATER/WHITE ROCK WATER	BOW	A	SFR	238	02	1005	0.013	2000602	07/01/2020	3	2000071	SIA		9/10/2020
C	0262020	ABENAKI WATER/WHITE ROCK WATER	BOW	A	SFR	238	02	1005	0.017	2100603	10/01/2020	3	2100074	SIA		12/29/2020
C	1141020	EMERALD LAKE	HILLSBOROUGH	A	LCW	1300	02	1005	0.013	2000074	01/01/2020	3	2000204	SOX	5/1/2020	4/16/2020
C	1392320	BITIM APARTMENTS	LONDONDERRY	A	APT	28	02	1005	0.012	2000056	01/01/2020	3	2000212	SOX	4/21/2020	4/21/2020
C	1392320	BITIM APARTMENTS	LONDONDERRY	A	APT	28	02	1005	0.011	2000059	04/01/2020	3	2000211	SOX	2/8/2021	7/6/2020
C	1402010	FLINTLOCK APTS	LOUDON	A	APT	30	02	1005	0.011	2100630	10/01/2020	3	2100030	SIA		2/16/2021
C	1932210	WEST PINE CONDOS	PLAISTOW	A	CON	60	02	1005	0.037	2000019	01/01/2020	3	2000058	SIA	5/11/2020	1/31/2020
C	1932210	WEST PINE CONDOS	PLAISTOW	A	CON	60	02	1005	0.04	2000020	04/01/2020	3	2000061	SIA	7/15/2020	5/11/2020
C	1932210	WEST PINE CONDOS	PLAISTOW	A	CON	60	02	1005	0.042	2000021	07/01/2020	3	2100066	SIA	6/9/2021	10/12/2020
C	1932210	WEST PINE CONDOS	PLAISTOW	A	CON	60	02	1005	0.044	2100022	10/01/2020	3	2100069	SIA	4/2/2021	3/24/2021
C	2232130	MUIRFIELD CLUSTER	STRATHAM	A	SFR	69	02	1005	0.015	2000047	01/01/2020	3	2100157	SOX	12/11/2020	4/30/2020
P	0665030	PHOENIX HOUSE DUBLIN CENTER	DUBLIN	A	INS	65	02	1005	0.011	2000029	04/01/2020	3	2000083	SOX	1/30/2020	9/22/2020
P	0705020	E KINGSTON ELEMENTARY SCH	EAST KINGSTON	A	SCH	174	02	1005	0.029	2000016	04/01/2020	3	2000035	SIA	3/17/2020	3/17/2020
P	0705020	E KINGSTON ELEMENTARY SCH	EAST KINGSTON	A	SCH	174	02	1005	0.032	2000017	07/01/2020	3	2000038	SIA	3/17/2020	3/17/2020
P	0705020	E KINGSTON ELEMENTARY SCH	EAST KINGSTON	A	SCH	174	02	1005	0.032	2100019	10/01/2020	3	2100043	SIA	10/16/2020	11/6/2020
P	1145020	HILLSBORO BAPTIST CHURCH	HILLSBOROUGH	A	SCH	28	02	1005	0.017	2000001	01/01/2020	3	2000004	SOX	7/8/2020	7/14/2020
P	1196030	MCLANE NORTHEAST	HOPKINTON	A	IND	300	02	1005	0.012	2000030	01/01/2020	3	2000105	SOX	3/12/2020	2/5/2021
P	1336020	LEE MARKETPLACE	LEE	A	COM	25	02	1005	0.011	2000038	01/01/2020	3	2000145	SOX	10/6/2020	7/29/2020
P	1336020	LEE MARKETPLACE	LEE	A	COM	25	02	1005	0.014	2000040	04/01/2020	3	2000144	SOX	10/21/2020	6/23/2020
P	1755010	SANBORN MEM SCH/SEACOAST LRNG	NEWTON	A	SCH	703	02	1005	0.017	2000017	01/01/2020	3	2000055	SIA	3/17/2020	3/17/2020
P	1755010	SANBORN MEM SCH/SEACOAST LRNG	NEWTON	A	SCH	703	02	1005	0.018	2000018	04/01/2020	3	2000058	SIA	2/24/2020	3/9/2020
P	1755010	SANBORN MEM SCH/SEACOAST LRNG	NEWTON	A	SCH	703	02	1005	0.018	2000019	07/01/2020	3	2100061	SIA	5/11/2020	1/31/2020
P	1755010	SANBORN MEM SCH/SEACOAST LRNG	NEWTON	A	SCH	703	02	1005	0.019	2100020	10/01/2020	3	2100064	SIA	1/21/2021	2/16/2021
P	1855080	COLONIAL WAY PLAZA	PELHAM	A	DAY	28	02	1005	0.0214	2000022	01/01/2020	3	2100083	SOX	4/1/2021	10/16/2020
P	1855080	COLONIAL WAY PLAZA	PELHAM	A	DAY	28	02	1005	0.02	2000023	06/16/2020	3	2100082	SOX	3/29/2021	3/31/2020

8 C systems with 14 violations, 7 returned to compliance, 14 public notices received
7 P systems with 14 violations, 7 returned to compliance, 14 public notices received

PWS Type	PWS ID	PWS	Town	Status	Categ	Pop	FRDS Vio Type	Contam	Result	Vio ID	Per Beg	Dur	ENF ID	FRDS Action	RETURNED TO COMPL	PN RECD
C	2312070	CHOCORUA MEADOWS	TAMWORTH	A	CON	58	02	1025	4.2	2100450	10/01/2020	3	2100256	SOX	12/21/2020	2/16/2021

1 C system with 1 violation, 1 returned to compliance, 1 public notice received

PWS Type	PWS ID	PWS	Town	Status	Categ	Pop	FRDS Vio Type	Contam	Result	Vio ID	Per Beg	Dur	ENF ID	FRDS Action	RETURNED TO COMPL	PN RECD
C	2232010	GLENGARRY CONDOS	STRATHAM	A	CON	171	02	1074	0.007	2000025	01/01/2020	3	2100067	SOX	3/29/2021	9/10/2020

1 C system with 1 violation, 1 returned to compliance, 1 public notice received

SDWIS VIO TYPE 02 - VOLATILE ORGANIC COMPOUNDS (VOC) MCL VIOLATIONS - 2020																
PWS Type	PWS ID	PWS	Town	Status	Categ	Pop	FRDS Vio Type	Contam	Result	Vio ID	Per Beg	Dur	ENF ID	FRDS Action	RETURNED TO COMPL	PN RECD
P	1996020	WAL MART STORE 2057	RINDGE	A	COM	40	02	2039	0.014	2000009	01/01/2020	3	2000028	SOX	3/2/2021	2/5/2021

1 P system with 1 violation, 1 returned to compliance, 1 public notice received

SDWIS VIO TYPE 01 & 02 - RADIOLOGICAL MCL VIOLATIONS - 2020

PWS Type	PWS ID	PWS	Town	Status	Categ	Pop	FRDS Vio Type	Contam	Result	Vio ID	Per Beg	Dur	ENF ID	FRDS Action	RETURNED TO COMPL	PN RECD
C	1392050	BOUMIL GROVE CONDOS	LONDONDERRY	A	CON	75	02	4000	22	2000092	01/01/2020	3	2100215	SOX	10/1/2020	5/21/2020

1 C system with 1 violation, 1 returned to compliance, 1 public notice received

PWS Type	PWS ID	PWS	Town	Status	Categ	Pop	FRDS Vio Type	Contam	Result	Vio ID	Per Beg	Dur	ENF ID	FRDS Action	RETURNED TO COMPL	PN RECD
C	1193020	ELM BROOK VILLAGE	HOPKINTON	A	MHP	90	02	4006	39	2000025	07/01/2020	3	2000076	SIA	3/29/2021	9/10/2020
C	1193020	ELM BROOK VILLAGE	HOPKINTON	A	MHP	90	02	4006	44	2100027	10/01/2020	3	2100081	SIA	11/30/2020	12/4/2020

1 C system with 2 violations, 2 returned to compliance, 2 public notices received

PWS Type	PWS ID	PWS	Town	Status	Categ	Pop	FRDS Vio Type	Contam	Result	Vio ID	Per Beg	Dur	ENF ID	FRDS Action	RETURNED TO COMPL	PN RECD
C	0881010	ABENAKI WATER/GILFORD VILLAGE	GILFORD	A	SCW	190	02	4010	8	2000023	01/01/2020	3	2100077	SOX	3/29/2021	3/31/2020
C	0881010	ABENAKI WATER/GILFORD VILLAGE	GILFORD	A	SCW	190	02	4010	6.2	2000025	04/01/2020	3	2100078	SOX	3/29/2021	9/10/2020
C	0881010	ABENAKI WATER/GILFORD VILLAGE	GILFORD	A	SCW	190	02	4010	6	2000027	07/01/2020	3	2100079	SOX	3/29/2021	10/8/2020
C	1031010	HAMPSTEAD AREA WATER	HAMPSTEAD	A	LCW	6131	02	4010	6	2000025	07/01/2020	3	2000063	SIA	3/29/2021	9/10/2020
C	1603010	ROLLING ACRES MHP	MONT VERNON	A	MHP	100	02	4010	6	2000096	01/01/2020	3	2100268	SOX	5/17/2021	5/21/2020
C	1603010	ROLLING ACRES MHP	MONT VERNON	A	MHP	100	02	4010	6	2000097	04/01/2020	3	2100269	SOX	5/17/2021	7/1/2020

3 C systems with 6 violations, 6 returned to compliance, 6 public notices received

SDWIS VIO TYPE 1A - REVISED TOTAL COLIFORM RULE (RTCR) MCL VIOLATIONS - 2020

PWS Type	PWS ID	PWS	Town	Status	Categ	Pop	FRDS Vio Type	Contam	Result	Vio ID	Per Beg	Dur	ENF ID	FRDS Action	RETURNED TO COMPL	PN RECD
C	0362010	HILLCREST MANOR APTS	CANDIA	A	APT	65	1A	8000	0	2000024	07/01/2020	1	2100077	SOX	10/6/2020	8/5/2020
C	0732040	18 HUGHES LN/EFFINGHAM	EFFINGHAM	A	APT	60	1A	8000	0	2000577	07/01/2020	1	2100080	SOX	10/6/2020	8/5/2020
C	0774030	MEADOW BROOK	EPSOM	A	SRH	75	1A	8000	0	2000007	07/01/2020	1	2000022	SOX	9/1/2020	8/5/2020
C	1522070	PINE HILL COMMUNITY ASSN	MEREDITH	A	SFR	77	1A	8000	0	2000038	07/01/2020	1	2100068	SOX	10/6/2020	7/29/2020
N	0268030	CHEN YANG LI RESTAURANT	BOW	A	RES	300	1A	8000	0	2100035	10/01/2020	1	2100112	SOX	3/2/2021	10/13/2020
N	0768110	RAILPENNY TAVERN	EPPING	A	RES	200	1A	8000	0	2000012	02/01/2020	1	2000044	SOX	11/4/2020	10/15/2020
N	0768110	RAILPENNY TAVERN	EPPING	A	RES	200	1A	8000	0	2000013	03/01/2020	1	2000043	SOX	4/14/2021	10/15/2020
N	1168010	COTTAGE PLACE ON SQUAM LAKE	HOLDERNESS	A	MTL	70	1A	8000	0	2000029	08/01/2020	1	2100083	SOX	1/30/2020	9/22/2020
N	1177100	BROOKDALE WHOLESALE	HOLLIS	A	SER	63	1A	8000	0	2000001	08/01/2020	1	2100004	SOX	7/8/2020	7/14/2020

4 C systems with 4 violations, 4 returned to compliance, 4 public notices received

4 N systems with 5 violations, 5 returned to compliance, 5 public notices received

SDWIS VIO TYPE 02 - DISINFECTION BYPRODUCTS (DBP) MCL VIOLATIONS - 2020

PWS Type	PWS ID	PWS	Town	Status	Categ	Pop	FRDS Vio Type	Contam	Result	Vio ID	Per Beg	Dur	ENF ID	FRDS Action	RETURNED TO COMPL	PN RECD
C	1191010	CONTOOCOOK VILLAGE PCT	HOPKINTON	A	MCW	1600	02	2456	0.061	2000023	01/01/2020	3	2000048	SIA	3/29/2021	3/31/2020
C	1191010	CONTOOCOOK VILLAGE PCT	HOPKINTON	A	MCW	1600	02	2456	0.068	2000024	04/01/2020	3	2000051	SIA	10/6/2020	8/5/2020
C	1191010	CONTOOCOOK VILLAGE PCT	HOPKINTON	A	MCW	1600	02	2456	0.074	2000025	07/01/2020	3	2100054	SIA	3/29/2021	9/10/2020
C	1191010	CONTOOCOOK VILLAGE PCT	HOPKINTON	A	MCW	1600	02	2456	0.072	2100026	10/01/2020	3	2100057	SIA	11/30/2020	12/4/2020
C	1211010	JACKSON WATER PCT	JACKSON	A	MCW	500	02	2456	0.064	2000268	01/01/2020	3	2000072	SOX	7/15/2020	5/18/2020
C	1691010	NEW HAMPTON VILLAGE PCT	NEW HAMPTON	A	MCW	600	02	2456	0.097	2000428	01/01/2020	3	2000146	SIA		5/12/2020
C	1691010	NEW HAMPTON VILLAGE PCT	NEW HAMPTON	A	MCW	600	02	2456	0.092	2000430	04/01/2020	3	2000156	SIA		7/1/2020
C	1691010	NEW HAMPTON VILLAGE PCT	NEW HAMPTON	A	MCW	600	02	2456	0.084	2000433	07/01/2020	3	2000165	SIA		9/4/2020
C	1691010	NEW HAMPTON VILLAGE PCT	NEW HAMPTON	A	MCW	600	02	2456	0.077	2100438	10/01/2020	3	2100190	SIA		2/3/2021

3 C systems with 9 violations, 5 returned to compliance, 9 public notices received

PWS Type	PWS ID	PWS	Town	Status	Categ	Pop	FRDS Vio Type	Contam	Result	Vio ID	Per Beg	Dur	ENF ID	FRDS Action	RETURNED TO COMPL	PN RECD
C	1691010	NEW HAMPTON VILLAGE PCT	NEW HAMPTON	A	MCW	600	02	2950	0.086	2000429	01/01/2020	3	2000167	SOX	9/1/2020	5/12/2020
C	1691010	NEW HAMPTON VILLAGE PCT	NEW HAMPTON	A	MCW	600	02	2950	0.087	2000431	04/01/2020	3	2000168	SOX	9/1/2020	7/1/2020
C	2271010	SUNAPEE WATER WORKS	SUNAPEE	A	MCW	1680	02	2950	0.081	2000496	01/01/2020	3	2000080	SOX	7/15/2020	3/19/2020
P	1396070	TOWNE SQUARE PROF CONDOS	LONDONDERRY	A	COM	75	02	2950	0.107	2000017	07/01/2020	3	2100058	SOX	3/17/2020	3/17/2020

2 C systems with 3 violations, 3 returned to compliance, 3 public notices received

1 P system with 1 violation, 1 returned to compliance, 1 public notice received

SDWIS VIO TYPES 2A, 2B, 2C & 2D - RTCR TREATMENT TECHNIQUE VIOLATIONS - 2020

PWS Type	PWS ID	PWS	Town	Status	Categ	Pop	FRDS Vio Type	Contam	Result	Vio ID	Per Beg	Dur	ENF ID	FRDS Action	RETURNED TO COMPL	PN RECD
C	0751010	ENFIELD WATER DEPT	ENFIELD	A	MCW	1345	2A	8000	0	2000440	06/13/2020	1	2000054	SOX	7/17/2020	7/23/2020
C	1973060	LEISURE VILLAGE	RAYMOND	A	MHP	315	2A	8000	0	2100023	12/01/2020	1	2100072	SOX	12/18/2020	2/24/2021
C	2002020	PROFILE APARTMENTS	ROCHESTER	A	APT	90	2A	8000	0	2000088	08/01/2020	1	2000251	SOX	8/17/2020	11/20/2020
C	2192020	NORTHERN VIEW APARTMENTS	STEWARTSTOWN	A	APT	50	2A	8000	0	2000073	08/01/2020	1	2100206	SOX	2/7/2020	10/19/2020
C	2421010	GLENCLIFF IMPROVEMENT	WARREN	A	SCW	50	2A	8000	0	2000137	08/01/2020	1	2000276	SOX	8/27/2020	9/28/2020
N	0197060	GRANITE STATE CABINERY	BEDFORD	A	REC	120	2A	8000	0	2000001	01/14/2020	1	2000011	SOX	7/8/2020	7/14/2020
N	0268030	CHEN YANG LI RESTAURANT	BOW	A	RES	300	2A	8000	0	2000033	09/01/2020	1	2100098	SOX	3/2/2021	2/5/2021
N	0288030	BRENTWOOD COUNTRY STORE	BRENTWOOD	A	SNK	30	2A	8000	0	2000044	09/01/2020	1	2100156	SOX	11/13/2020	11/13/2020
N	0328090	GAZEBO SQUARE	BROOKLINE	A	RES	30	2A	8000	0	2000004	07/01/2020	1	2000021	SOX	2/8/2021	8/4/2020
N	0618050	NEW LEIS GARDEN	DERRY	A	RES	40	2A	8000	0	2000017	09/01/2020	1	2100060	SOX	3/17/2020	3/17/2020
N	1279060	VFW POST 1088	KINGSTON	A	HAL	30	2A	8000	0	2000048	08/01/2020	1	2100145	SOX	11/13/2020	10/14/2020
N	1287080	HACK MA TACK CAMPGROUND	LACONIA	A	CPG	198	2A	8000	0	2000041	07/01/2020	1	2000146	SOX	7/14/2020	6/23/2020
N	1858090	DUNKIN DONUTS/BASKIN ROBBINS	PELHAM	A	RES	775	2A	8000	0	2000031	06/21/2020	1	2000103	SOX	6/16/2020	6/19/2020
N	1968010	GRAND VIEW LODGE	RANDOLPH	A	INN	30	2A	8000	0	2000041	09/01/2020	1	2100108	SOX	7/14/2020	6/23/2020
N	2227020	CONNOLLY CABINS AND CAMPGROUND	STRATFORD	A	CPG	80	2A	8000	0	2100024	11/01/2020	1	2100081	SOX	12/18/2020	2/24/2021
N	2358200	WINNISQUAM COUNTRY STORE/DELI	TILTON	A	SNK	25	2A	8000	0	2000020	07/01/2020	1	2100071	SOX	7/15/2020	5/11/2020
N	2397060	HAPPY HOLLOW CAMPGROUND	WAKEFIELD	A	CPG	60	2A	8000	0	2000010	08/01/2020	1	2100030	SOX	11/4/2020	10/20/2020
N	2467010	COZY POND CAMPING RESORT/WEST	WEBSTER	A	CPG	335	2A	8000	0	2000013	06/01/2020	1	2000047	SOX	4/14/2021	10/15/2020
P	0195090	BETHANY COVENANT CHURCH	BEDFORD	A	DAY	79	2A	8000	0	2100014	10/01/2020	1	2100041	SOX	3/12/2021	3/5/2021
P	2455060	CENTER WOOD ELEMENTARY SCH	WEARE	A	SCH	611	2A	8000	0	2000008	07/01/2020	1	2000024	SOX	3/2/2021	2/5/2021

5 C systems with 5 violations, 5 returned to compliance, 5 public notices received
 13 N systems with 13 violations, 13 returned to compliance, 13 public notices received
 2 P systems with 2 violations, 2 returned to compliance, 2 public notices received

PWS Type	PWS ID	PWS	Town	Status	Categ	Pop	FRDS Vio Type	Contam	Result	Vio ID	Per Beg	Dur	ENF ID	FRDS Action	RETURNED TO COMPL	PN RECD
C	1031010	HAMPSTEAD AREA WATER	HAMPSTEAD	A	LCW	6131	2B	8000	0	2100026	11/01/2020	1	2100071	SOX	11/30/2020	12/4/2020
C	1842030	INDIAN MOUND GOLF CLUB	OSSIPEE	A	SFR	260	2B	8000	0	2000067	07/01/2020	1	2000127	SOX	7/28/2020	7/30/2020
C	1842030	INDIAN MOUND GOLF CLUB	OSSIPEE	A	SFR	260	2B	8000	0	2100069	11/01/2020	1	2100135	SOX	12/9/2020	1/22/2021
C	2002020	PROFILE APARTMENTS	ROCHESTER	A	APT	90	2B	8000	0	2100097	10/01/2020	1	2100275	SOX	11/10/2020	11/20/2020
N	0198130	BEDFORD WHITE AVE IRVING	BEDFORD	A	GAS	475	2B	8000	0	2000010	01/14/2020	1	2000044	SOX	11/4/2020	10/20/2020
N	0198130	BEDFORD WHITE AVE IRVING	BEDFORD	A	GAS	475	2B	8000	0	2000012	08/01/2020	1	2000050	SOX	11/4/2020	10/15/2020
N	0419020	SUGAR RIVER MENNONITE FLLWSPH	CHARLESTOWN	A	HAL	50	2B	8000	0	2000008	07/01/2020	1	2100046	SOX	3/2/2021	2/5/2021
N	0727030	CAMP WAUKEELA	EATON	A	JUV	205	2B	8000	0	2000009	07/01/2020	1	2100028	SOX	3/2/2021	2/5/2021
N	1168130	SQUAM LAKESIDE FARM/LOWER	HOLDERNESS	A	CPG	115	2B	8000	0	2000035	08/01/2020	1	2000104	SOX	10/22/2020	10/26/2020
N	1418010	MT WASHINGTON COG RW/PEPPERSAS	THOMPSON AND MESERVES PURCHASE	A	RES	198	2B	8000	0	2000004	09/01/2020	1	2100012	SOX	2/8/2021	8/4/2020
N	2218030	THREE SHINING STARS	STRAFFORD	A	GAS	100	2B	8000	0	2100059	10/01/2020	1	2100203	SOX	10/21/2020	12/30/2020
N	2358140	TILTON SUPER 8 MOTEL	TILTON	A	MTL	260	2B	8000	0	2100032	12/01/2020	1	2100108	SOX	1/27/2021	2/5/2021
N	2378140	EDGE O LAKE VILLAGE	TUFTONBORO	A	SER	105	2B	8000	0	2100022	10/01/2020	1	2100070	SOX	4/2/2021	3/24/2021

3 C systems with 4 violations, 4 returned to compliance, 4 public notices received
 8 N systems with 9 violations, 9 returned to compliance, 9 public notices received

PWS Type	PWS ID	PWS	Town	Status	Categ	Pop	FRDS Vio Type	Contam	Result	Vio ID	Per Beg	Dur	ENF ID	FRDS Action	RETURNED TO COMPL	PN RECD
C	1176010	HOLLIS VILLAGE MARKET PLACE	HOLLIS	A	APT	36	2C	8000	0	2000026	01/16/2020	0	2000077	SOX	9/10/2020	3/6/2020
C	1432010	POND VIEW APARTMENTS	LYME	A	APT	23	2C	8000	0	2000331	07/15/2020	0	2000097	SOX	8/17/2020	9/23/2020
C	1692030	MANSFIELD WOODS	NEW HAMPTON	A	SRH	66	2C	8000	0	2000016	03/06/2020	0	2000049	SOX	3/17/2020	3/17/2020
C	1932130	26 CHANDLER AVE CONDOS	PLAISTOW	A	CON	33	2C	8000	0	2000035	09/01/2020	0	2100109	SOX	10/22/2020	10/26/2020
C	1943010	WHIP O WILL	PLYMOUTH	A	MHP	165	2C	8000	0	2100447	10/01/2020	0	2100084	SOX	10/27/2020	12/21/2020
C	2002020	PROFILE APARTMENTS	ROCHESTER	A	APT	90	2C	8000	0	2000092	09/01/2020	0	2100268	SOX	10/1/2020	5/21/2020
N	0757020	WHALEBACK MOUNTAIN	ENFIELD	A	REC	500	2C	8000	0	2000034	05/21/2020	0	2000109	SOX	7/14/2020	7/14/2020
N	1938080	CROWS NEST PUB AND GRILL	PLAISTOW	A	RES	130	2C	8000	0	2100022	11/01/2020	0	2100072	SOX	4/2/2021	3/24/2021
P	2395020	LEARNING WITH LOVE	WAKEFIELD	A	DAY	25	2C	8000	0	2000002	01/19/2020	0	2000008	SOX	7/8/2020	7/14/2020

6 C systems with 6 violations, 6 returned to compliance, 6 public notices received
 2 N systems with 2 violations, 2 returned to compliance, 2 public notices received
 1 P system with 1 violation, 1 returned to compliance, 1 public notice received

SDWIS VIO TYPES 2A, 2B, 2C & 2D - RTCR TREATMENT TECHNIQUE VIOLATIONS - 2020

PWS Type	PWS ID	PWS	Town	Status	Categ	Pop	FRDS Vio Type	Contam	Result	Vio ID	Per Beg	Dur	ENF ID	FRDS Action	RETURNED TO COMPL	PN RECD
N	0027010	HUTTOPIA WHITE MOUNTAINS	ALBANY	A	CPG	300	2D	8000	0	2000033	05/01/2020	1	2000115	SOX	3/2/2021	2/5/2021
N	0067060	CAMP MI TE NA	ALTON	A	CPG	220	2D	8000	0	2000008	05/01/2020	1	2000026	SOX	3/2/2021	2/5/2021
N	0147030	SUN RIVER CAMPGROUND	BARNSTEAD	A	CPG	200	2D	8000	0	2000034	05/01/2020	1	2000094	SOX	7/14/2020	7/14/2020
N	0158180	SUGAR AND ICE CREAMERY	BARRINGTON	A	SNK	25	2D	8000	0	2000010	05/01/2020	1	2000034	SOX	11/4/2020	10/20/2020
N	0167050	YOGI BEARS CAMP/GLEN ELLIS 1	BARTLETT	A	CPG	400	2D	8000	0	2000006	05/01/2020	1	2000016	SOX	1/6/2021	2/5/2021
N	0167060	YOGI BEARS CAMP/GLEN ELLIS 2	BARTLETT	A	CPG	250	2D	8000	0	2000007	05/01/2020	1	2000018	SOX	9/1/2020	8/5/2020
N	0167090	YOGI BEARS CAMP/GLEN ELLIS 3	BARTLETT	A	CPG	120	2D	8000	0	2000001	05/01/2020	1	2000006	SOX	7/8/2020	7/14/2020
N	0277010	MASSASECUM CASINO AND PARK	BRADFORD	A	CPG	55	2D	8000	0	2000006	05/01/2020	1	2000026	SOX	1/6/2021	2/5/2021
N	0707010	TRICKLIN FALLS DAY CAMP	EAST KINGSTON	A	JUV	261	2D	8000	0	2000019	06/01/2020	1	2000069	SOX	5/11/2020	1/31/2020
N	0737020	PROVINCE SHORES CAMPGROUND	EFFINGHAM	A	CPG	215	2D	8000	0	2000026	05/01/2020	1	2000080	SOX	9/10/2020	3/6/2020
N	0807020	EXETER ELMS CAMPGROUND	EXETER	A	CPG	300	2D	8000	0	2000014	05/01/2020	1	2000060	SOX	6/25/2020	8/17/2020
N	1037020	SANBORN SHORE ACRES	HAMPSTEAD	A	CPG	370	2D	8000	0	2000014	05/01/2020	1	2000041	SOX	6/25/2020	8/17/2020
N	1127010	KEYSER POND CAMPGROUND	HENNIKER	A	CPG	300	2D	8000	0	2000008	05/01/2020	1	2000024	SOX	3/2/2021	2/5/2021
N	1167130	ASQUAM MARINA	HOLDERNESS	A	RES	25	2D	8000	0	2000004	05/01/2020	1	2000013	SOX	2/8/2021	8/4/2020
N	1167160	SQUAM LAKE SCIENCE CENTER	HOLDERNESS	A	SNK	75	2D	8000	0	2000022	05/01/2020	1	2000071	SOX	4/1/2021	10/16/2020
N	1237040	JEFFERSON CAMPGROUND	JEFFERSON	A	CPG	250	2D	8000	0	2000013	05/01/2020	1	2000048	SOX	4/14/2021	10/15/2020
N	1237110	WAUMBOK GOLF COURSE	JEFFERSON	A	SNK	30	2D	8000	0	2000017	04/01/2020	1	2000057	SOX	3/17/2020	3/17/2020
N	1258050	SAWYERS PARK	KENSINGTON	A	SNK	50	2D	8000	0	2000008	04/01/2020	1	2000029	SOX	3/2/2021	2/5/2021
N	1287090	SCENIC VIEW RESORT	LACONIA	A	CPG	200	2D	8000	0	2000003	05/01/2020	1	2000011	SOX	7/9/2020	7/13/2020
N	1438010	LOCH LYME LODGE COTTAGES	LYME	A	MTL	36	2D	8000	0	2000013	05/01/2020	1	2000043	SOX	4/14/2021	10/15/2020
N	1687010	GREAT BAY CAMPING	NEWFIELDS	A	CPG	265	2D	8000	0	2000009	05/01/2020	1	2000039	SOX	3/2/2021	2/5/2021
N	1797020	SADDLEBACK CAMPGROUND	NORTHWOOD	A	CPG	50	2D	8000	0	2000010	05/01/2020	1	2000034	SOX	11/4/2020	10/20/2020
N	1797080	COE BROWN ATHLETIC FIELD	NORTHWOOD	A	REC	200	2D	8000	0	2000007	04/01/2020	1	2000026	SOX	9/1/2020	8/5/2020
N	1847010	ADVENTURER CAMPGROUND	OSSIPEE	A	CPG	100	2D	8000	0	2000045	07/01/2020	0	2100099	SOX	11/13/2020	11/13/2020
N	1968010	GRAND VIEW LODGE	RANDOLPH	A	INN	30	2D	8000	0	2000039	07/01/2020	0	2000098	SOX	9/28/2020	9/16/2020
N	2217070	CROWN POINT CAMPGROUND	STRAFFORD	A	CPG	285	2D	8000	0	2000002	05/01/2020	1	2000010	SOX	7/8/2020	7/14/2020
N	2217130	CROWN POINT CAMPGROUND/UPPER	STRAFFORD	A	CPG	53	2D	8000	0	2000002	05/01/2020	1	2000009	SOX	7/8/2020	7/14/2020
N	2227020	CONNOLLY CABINS AND CAMPGROUND	STRAFORD	A	CPG	80	2D	8000	0	2000019	05/01/2020	1	2000063	SOX	5/11/2020	1/31/2020
N	2307010	SWANZEY LAKE CAMPING AREA	SWANZEY	A	CPG	212	2D	8000	0	2000018	05/01/2020	1	2000049	SOX	2/24/2020	3/9/2020
N	2457060	AUTUMN HILLS CAMPGROUND	WEARE	A	CPG	280	2D	8000	0	2000012	05/01/2020	1	2000036	SOX	11/4/2020	10/15/2020
N	2557090	WINDSOR HILLS CAMP/LOWER	WINDSOR	A	CPG	250	2D	8000	0	2000014	06/01/2020	1	2000041	SOX	6/25/2020	8/17/2020
N	2567080	ROBIES RV/TRAILER PARK	WOLFEBORO	A	CPG	60	2D	8000	0	2000022	05/01/2020	1	2000070	SOX	4/1/2021	10/16/2020
N	2577020	LOST RIVER VALLEY CAMPGROUND	WOODSTOCK	A	CPG	315	2D	8000	0	2000008	05/01/2020	1	2000030	SOX	3/2/2021	2/5/2021
N	2577060	LOST RIVER VLY CMPGRND/SEASONL	WOODSTOCK	A	CPG	68	2D	8000	0	2000003	05/01/2020	1	2000022	SOX	7/9/2020	7/13/2020

34 N systems with 34 violations, 34 returned to compliance, 34 public notices received

SDWIS VIO TYPES 41 & 45 - GROUNDWATER RULE - TREATMENT TECHNIQUE VIOLATIONS - 2020

PWS Type	PWS ID	PWS	Town	Status	Categ	Pop	FRDS Vio Type	Contam	Result	Vio ID	Per Beg	Dur	ENF ID	FRDS Action	RETURNED TO COMPL	PN RECD
C	0382010	ROSEBROOK WATER	CARROLL	A	LCW	1020	45	0700	0	2100332	11/17/2020	0	2100086	SFJ		12/15/2020
C	0702020	BRANDYWINE	EAST KINGSTON	A	SFR	72	45	0700	0	2000031	04/10/2020	0	2000103	SOX	6/16/2020	6/19/2020
C	1141020	EMERALD LAKE	HILLSBOROUGH	A	LCW	1300	45	0700	0	2100075	10/02/2020	0	2100209	SFJ		3/10/2021
N	1279060	VFW POST 1088	KINGSTON	A	HAL	30	45	0700	0	2100056	11/22/2020	0	2100159	SOX	12/10/2020	1/29/2021
N	1848060	HOBBS TAVERN AND BREWING	OSSIPEE	A	RES	150	45	0700	0	2000039	08/13/2020	0	2100116	SOX	9/28/2020	9/16/2020

3 C systems with 3 violations, 1 returned to compliance, 3 public notices received

2 N systems with 2 violations, 2 returned to compliance, 2 public notices received

SDWIS VIO TYPES 57, 58 & 65 - LCR RULE - TREATMENT TECHNIQUE VIOLATIONS - 2020

PWS Type	PWS ID	PWS	Town	Status	Categ	Pop	FRDS Vio Type	Contam	Result	Vio ID	Per Beg	Dur	ENF ID	FRDS Action	RETURNED TO COMPL	PN RECD
C	1282020	WENTWORTH COVE ESTATES	LACONIA	A	SFR	140	57	5000	0	2000018	01/30/2020	0	2000036	SOX	2/24/2020	3/9/2020
P	1675010	NEW DURHAM ELEMENTARY SCH	NEW DURHAM	A	SCH	180	57	5000	0	1900019	01/06/2020	6	2000048	SOX	1/21/2020	2/12/2020

1 C system with 1 violation, 1 returned to compliance, 1 public notice received

1 P system with 1 violation, 1 returned to compliance, 1 public notice received

PWS Type	PWS ID	PWS	Town	Status	Categ	Pop	FRDS Vio Type	Contam	Result	Vio ID	Per Beg	Dur	ENF ID	FRDS Action	RETURNED TO COMPL	PN RECD
C	2542190	CAMELOT III	WINDHAM	A	SFR	33	58	5000	0	2000022	10/08/2020	0	2100078	SOX	4/1/2021	10/16/2020
P	0266110	BOW TECHNOLOGIES CENTER	BOW	A	DAY	34	58	5000	0	2000041	08/07/2020	0	2000110	SIA	7/14/2020	6/23/2020

1 C system with 1 violation, 1 returned to compliance, 1 public notice received

1 P system with 1 violation, 1 returned to compliance, 1 public notice received

SDWIS VIO TYPE 71 - CONSUMER CONFIDENCE RULE VIOLATIONS - 2020

PWS Type	PWS ID	PWS	Town	Status	Categ	Pop	FRDS Vio Type	Contam	Result	Vio ID	Per Beg	Dur	ENF ID	FRDS Action	RETURNED TO COMPL	PN RECD
C	0732040	18 HUGHES LN/EFFINGHAM	EFFINGHAM	A	APT	60	71	7000	0	2000575	07/01/2020	0	2000076	SOX	8/5/2020	
C	0974010	GREENFIELD COMMONS	GREENFIELD	A	HOM	48	71	7000	0	2000020	07/01/2020	0	2100063	SOX	7/15/2020	5/11/2020
C	1581010	MILTON WATER DIST	MILTON	A	LCW	800	71	7000	0	2000098	07/01/2020	0	2100075	SIA		
C	1612170	JONATHANS LANDING CONDOS	MOULTONBOROUGH	A	CON	158	71	7000	0	2000032	07/01/2020	0	2000057	SOX	3/2/2021	2/5/2021
C	1612200	LANDS END	MOULTONBOROUGH	A	CON	50	71	7000	0	2000413	07/01/2020	0	2000063	SOX	7/24/2020	
C	1612230	KILNWOOD ON KANASATKA	MOULTONBOROUGH	A	SFR	68	71	7000	0	2000651	07/01/2020	0	2100097	SOX	4/22/2021	
C	1612270	STANYAN ROAD	MOULTONBOROUGH	A	SFR	113	71	7000	0	2000028	07/01/2020	0	2000079	SOX	7/24/2020	9/22/2020
C	1842050	POLAND BROOK WOODS	OSSIPEE	A	SFR	44	71	7000	0	2000717	07/01/2020	0	2000076	SOX	9/23/2020	
C	1844010	CARROLL COUNTY COMPLEX	OSSIPEE	A	SCW	258	71	7000	0	2000517	07/01/2020	0	2000075	SOX	7/24/2020	
C	2003090	WESTWIND ESTATES II	ROCHESTER	A	MHP	18	71	7000	0	2000021	07/01/2020	0	2100055	SOX	6/9/2021	10/12/2020
C	2421010	GLENCLIFF IMPROVEMENT	WARREN	A	SCW	50	71	7000	0	2000134	07/01/2020	0	2000265	SIA	8/26/2020	

11 C systems with 11 violations, 10 returned to compliance, 4 public notices received

SDWIS VIO TYPE 03 - INORGANIC COMPOUNDS (IOC) M/R VIOLATIONS - 2020

PWS Type	PWS ID	PWS	Town	Status	Categ	Pop	FRDS Vio Type	Contam	Result	Vio ID	Per Beg	Dur	ENF ID	FRDS Action	RETURNED TO COMPL	PN RECD
P	1336020	LEE MARKETPLACE	LEE	A	COM	25	03	1005	0	2000043	07/01/2020	3	2100138	SOX	8/21/2020	11/13/2020
P	1936150	MARKET BASKET DEMOULAS 25	PLAISTOW	A	COM	395	03	1005	0	2000031	04/01/2020	3	2000088	SOX	6/16/2020	6/19/2020

2 P systems with 2 violations, 2 returned to compliance, 2 public notices received

PWS Type	PWS ID	PWS	Town	Status	Categ	Pop	FRDS Vio Type	Contam	Result	Vio ID	Per Beg	Dur	ENF ID	FRDS Action	RETURNED TO COMPL	PN RECD
C	2312020	MOUNTAIN VIEW ESTATES	TAMWORTH	A	SFR	40	03	1040	0	2100032	01/01/2020	12	2100103	SOX	1/27/2021	2/5/2021
N	0077030	AMHERST COUNTRY CLUB	AMHERST	A	REC	180	03	1040	0	2000016	01/01/2020	3	2000057	SOX	3/17/2020	3/17/2020
N	0325030	BROOKLINE EVENT CENTER	BROOKLINE	A	HAL	240	03	1040	0	2000032	07/01/2020	3	2100103	SOX	3/2/2021	2/5/2021
N	0325030	BROOKLINE EVENT CENTER	BROOKLINE	A	HAL	240	03	1040	0	2100034	10/01/2020	3	2100107	SOX	2/4/2021	2/12/2021
N	1178010	HOLLIS COUNTRY KITCHEN	HOLLIS	A	RES	36	03	1040	0	2000045	01/01/2020	3	2000125	SOX	11/13/2020	11/13/2020
N	1237090	SHILOH	JEFFERSON	A	HAL	35	03	1040	0	2000010	04/01/2020	3	2000030	SOX	11/4/2020	10/20/2020
N	1437030	DARTMOUTH SKIWAY	LYME	A	REC	800	03	1040	0	2100007	01/01/2020	12	2100021	SOX	6/15/2021	12/9/2020
N	1438030	THE LYME INN	LYME	A	INN	108	03	1040	0	2100014	01/01/2020	12	2100047	SOX	3/12/2021	3/5/2021
N	1577020	LOG HAVEN CAMPGROUND	MILLSFIELD	A	CPG	200	03	1040	0	2000010	01/01/2020	12	2100036	SOX	11/4/2020	10/20/2020
N	1848190	WATSONS GENERAL STORE	OSSIPEE	A	GAS	100	03	1040	0	2100009	01/01/2020	12	2100028	SOX	6/15/2021	12/9/2020
N	2258040	SUGAR HILL INN	SUGAR HILL	A	INN	25	03	1040	0	2100041	01/01/2020	12	2100131	SOX	3/15/2021	2/16/2021
N	2358150	BURGER KING	TILTON	A	RES	400	03	1040	0	2100010	01/01/2020	12	2100037	SOX	12/7/2020	11/16/2020

1 C system with 1 violation, 1 returned to compliance, 1 public notice received

10 N systems with 11 violations, 11 returned to compliance, 11 public notices received

SDWIS VIO TYPE 03 - SYNTHETIC ORGANIC COMPOUNDS (SOC) M/R VIOLATIONS - 2020																
PWS Type	PWS ID	PWS	Town	Status	Categ	Pop	FRDS Vio Type	Contam	Result	Vio ID	Per Beg	Dur	ENF ID	FRDS Action	RETURNED TO COMPL	PN RECD
P	2295010	KEARSARGE REGIONAL HIGH SCH	SUTTON	A	SCH	650	03	2039	0	2000006	01/01/2020	3	2000015	SOX	1/6/2021	2/5/2021
P	2295010	KEARSARGE REGIONAL HIGH SCH	SUTTON	A	SCH	650	03	2039	0	2000007	04/01/2020	3	2000020	SOX	9/1/2020	8/5/2020
P	2546150	COBBETTS PROFESSIONAL PARK	WINDHAM	A	COM	49	03	2039	0	2000007	01/01/2020	3	2000021	SOX	9/1/2020	8/5/2020

2 P systems with 3 violations, 3 returned to compliance, 3 public notices received

SDWIS VIO TYPE 03 - VOLATILE ORGANIC COMPOUNDS (VOC) M/R VIOLATIONS - 2020																
PWS Type	PWS ID	PWS	Town	Status	Categ	Pop	FRDS Vio Type	Contam	Result	Vio ID	Per Beg	Dur	ENF ID	FRDS Action	RETURNED TO COMPL	PN RECD
P	1936150	MARKET BASKET DEMOULAS 25	PLAISTOW	A	COM	395	03	2984	0	2000033	04/01/2020	3	2000089	SOX	3/2/2021	2/5/2021

1 P system with 1 violation, 1 returned to compliance, 1 public notice received

SDWIS VIO TYPES 3A, 3B, 3C & 3D - RTRC MONITORING VIOLATIONS - 2020

PWS Type	PWS ID	PWS	Town	Status	Categ	Pop	FRDS Vio Type	Contam	Result	Vio ID	Per Beg	Dur	ENF ID	FRDS Action	RETURNED TO COMPL	PN RECD
C	0363010	COUNTRY LANE MANOR	CANDIA	A	MHP	85	3A	8000	0	2100401	12/01/2020	3	2100096	SOX	4/6/2021	1/29/2021
C	0774010	EPSOM HEALTHCARE CTR	EPSOM	A	HOM	226	3A	8000	0	2100010	10/01/2020	3	2100030	SOX	12/7/2020	11/16/2020
C	1781030	LOST NATION WATER	NORTHUMBERLAND	A	SCW	65	3A	8000	0	2000012	09/01/2020	1	2100034	SOX	11/4/2020	10/15/2020
N	0047010	BEAR BROOK ST PK/BEAVER POND	DEERFIELD	A	STP	350	3A	8000	0	2000022	06/01/2020	1	2000053	SOX	4/1/2021	10/16/2020
N	0077030	AMHERST COUNTRY CLUB	AMHERST	A	REC	180	3A	8000	0	2000017	04/01/2020	3	2000065	SOX	3/17/2020	3/17/2020
N	0078110	PONEMAH GREEN	AMHERST	A	SNK	100	3A	8000	0	2000010	09/01/2020	3	2000041	SOX	11/4/2020	10/20/2020
N	0098070	BREEZY POINT CONDOS	ANTRIM	A	SER	35	3A	8000	0	2000009	07/01/2020	3	2000027	SOX	3/2/2021	2/5/2021
N	0148070	THE OLD BARNSTEAD COUNTRY STOR	BARNSTEAD	A	SNK	50	3A	8000	0	2000023	04/01/2020	1	2000074	SOX	3/29/2021	3/31/2020
N	0148070	THE OLD BARNSTEAD COUNTRY STOR	BARNSTEAD	A	SNK	50	3A	8000	0	2000025	09/01/2020	1	2100082	SOX	3/29/2021	9/10/2020
N	0157040	AYERS LAKE CAMPGROUND	BARRINGTON	A	CPG	155	3A	8000	0	2100006	10/01/2020	1	2100027	SOX	12/29/2020	1/7/2021
N	0157070	AYERS LAKE COTTAGES	BARRINGTON	A	CPG	30	3A	8000	0	2100008	10/01/2020	1	2100033	SOX	6/15/2021	12/9/2020
N	0158210	AROMA JOES	BARRINGTON	A	RES	50	3A	8000	0	2000009	01/01/2020	3	2000034	SOX	3/2/2021	2/5/2021
N	0167030	GREEN MEADOW CAMPING AREA	BARTLETT	A	CPG	190	3A	8000	0	2000018	07/01/2020	1	2000056	SOX	2/24/2020	3/9/2020
N	0168090	WILLS INN	BARTLETT	A	INN	95	3A	8000	0	2100017	10/01/2020	3	2100063	SOX	12/7/2020	11/23/2020
N	0198100	MURPHYS TAPROOM/CARRIAGE HSE	BEDFORD	A	RES	350	3A	8000	0	2000013	01/01/2020	3	2000047	SOX	4/14/2021	10/15/2020
N	0206030	LAKES REGION COCA COLA BTTLG	BELMONT	A	SNK	25	3A	8000	0	2000005	06/01/2020	1	2000020	SOX	7/17/2020	8/4/2020
N	0268030	CHEN YANG LI RESTAURANT	BOW	A	RES	300	3A	8000	0	2100036	12/01/2020	1	2100109	SOX	2/8/2021	3/19/2021
N	0278020	SWEET BEET MKT/VILLAGE CAFE	BRADFORD	A	INN	75	3A	8000	0	2100005	12/01/2020	3	2100012	SOX	2/8/2021	3/23/2021
N	0278110	APPLESEED RESTAURANT	BRADFORD	A	INN	75	3A	8000	0	2000026	04/01/2020	3	2000076	SOX	9/10/2020	3/6/2020
N	0286030	GRACE MINISTRIES INTERNATIONAL	BRENTWOOD	A	HAL	50	3A	8000	0	2000036	01/01/2020	1	2000106	SOX	10/22/2020	10/26/2020
N	0297050	SANDYBEACH OF NEWFOUND	BRIDGEWATER	A	MTL	25	3A	8000	0	2000006	09/01/2020	1	2100016	SOX	1/6/2021	2/5/2021
N	0328050	CHRYSANTHIS RESTAURANT	BROOKLINE	A	RES	75	3A	8000	0	2000012	06/01/2020	6	2000032	SOX	11/4/2020	10/15/2020
N	0348080	COVERED BRIDGE FARM TABLE	CAMPTON	A	RES	410	3A	8000	0	2100029	10/01/2020	3	2100088	SOX	3/2/2021	2/5/2021
N	0349010	CAMPTON TOWN OFFICES	CAMPTON	A	TWN	85	3A	8000	0	2000005	07/01/2020	3	2000024	SOX	7/17/2020	8/4/2020
N	0349010	CAMPTON TOWN OFFICES	CAMPTON	A	TWN	85	3A	8000	0	2100007	10/01/2020	3	2100032	SOX	6/15/2021	12/9/2020
N	0366020	CANDIA WOODS GOLF LINK	CANDIA	A	REC	200	3A	8000	0	2000016	04/01/2020	3	2000061	SOX	3/17/2020	3/17/2020
N	0368090	CANDIA FIRST STOPPE	CANDIA	A	GAS	100	3A	8000	0	2000005	08/01/2020	3	2000019	SOX	7/17/2020	8/4/2020
N	0398050	GUSTO ITALIAN CAFE	CENTER HARBOR	A	RES	90	3A	8000	0	2000009	01/01/2020	3	2000035	SOX	3/2/2021	2/5/2021
N	0419020	SUGAR RIVER MENNONITE FLLWSHP	CHARLESTOWN	A	HAL	50	3A	8000	0	2000010	08/01/2020	1	2100035	SOX	11/4/2020	10/20/2020
N	0449030	CHESTERFIELD PUBLIC LIBRARY	CHESTERFIELD	A	TWN	30	3A	8000	0	2100015	12/01/2020	3	2100047	SOX	2/8/2021	12/11/2020
N	0458010	WEATHERVANE RESTAURANT	CHICHESTER	A	RES	600	3A	8000	0	2000010	04/01/2020	3	2000025	SOX	11/4/2020	10/20/2020
N	0518140	FRYES STORE	CONWAY	A	RES	50	3A	8000	0	2000010	01/01/2020	3	2000036	SOX	11/4/2020	10/20/2020
N	0518160	TWOMBLYS MARKET	CONWAY	A	SNK	31	3A	8000	0	2000006	01/01/2020	3	2000019	SOX	1/6/2021	2/5/2021
N	0527020	SAINT GAUDENS NHS	CORNISH	A	REC	25	3A	8000	0	2000004	01/01/2020	3	2000016	SOX	2/8/2021	8/4/2020
N	0688030	SCHOOL STREET CAFE	DUNBARTON	A	RES	30	3A	8000	0	2000001	01/01/2020	3	2000008	SOX	7/8/2020	7/14/2020
N	0757020	WHALEBACK MOUNTAIN	ENFIELD	A	REC	500	3A	8000	0	2000036	05/01/2020	1	2000115	SOX	10/22/2020	10/26/2020
N	0768170	SEACOAST UNITED SOCCER CLUB	EPPING	A	RES	400	3A	8000	0	2000028	05/01/2020	1	2000090	SOX	7/24/2020	9/22/2020
N	0768170	SEACOAST UNITED SOCCER CLUB	EPPING	A	RES	400	3A	8000	0	2100032	12/01/2020	1	2100106	SOX	1/27/2021	2/5/2021
N	0818080	HAWGS PEN CYCLES	FARMINGTON	A	RES	50	3A	8000	0	2000010	07/01/2020	3	2000038	SOX	11/4/2020	10/20/2020
N	0888140	LYONS DENS RESTAURANT/TAVERN	GILFORD	A	RES	90	3A	8000	0	2000008	01/01/2020	3	2000029	SOX	3/2/2021	2/5/2021
N	0977040	GREENFIELD ST PK PUMP HOUSE	GREENFIELD	A	STP	550	3A	8000	0	2000014	06/01/2020	1	2000048	SOX	6/25/2020	8/17/2020
N	1007010	CIRCLE CAMP	GROTON	A	JUV	60	3A	8000	0	2000002	07/01/2020	1	2000010	SOX	7/8/2020	7/14/2020
N	1037060	PHAN ZONE	HAMPSTEAD	A	REC	400	3A	8000	0	2000016	04/01/2020	3	2000056	SOX	3/17/2020	3/17/2020
N	1048130	APPLECREST FARM ORCHARD	HAMPTON FALLS	A	RES	250	3A	8000	0	2000003	09/01/2020	3	2100015	SOX	7/9/2020	7/13/2020
N	1109020	MOUNTAIN VALLEY TREATMENT CTR	HAVERTHILL	A	MED	50	3A	8000	0	2100001	12/01/2020	3	2100008	SOX	2/8/2021	1/14/2021
N	1127020	MILE AWAY CAMPGROUND	HENNIKER	A	CPG	400	3A	8000	0	2000013	01/01/2020	3	2000042	SOX	4/14/2021	10/15/2020
N	1168120	YANKEE TRAIL MOTEL	HOLDERNESS	A	MTL	45	3A	8000	0	2000012	01/01/2020	3	2000027	SOX	11/4/2020	10/15/2020
N	1177040	SILVER LAKE STATE PARK	HOLLIS	A	STP	250	3A	8000	0	2000031	09/01/2020	1	2100112	SOX	6/16/2020	6/19/2020
N	1177090	WILD SALAMANDER	HOLLIS	A	REC	30	3A	8000	0	2000005	03/01/2020	1	2000025	SOX	7/17/2020	8/4/2020
N	1178010	HOLLIS COUNTRY KITCHEN	HOLLIS	A	RES	36	3A	8000	0	2000043	01/01/2020	3	2000126	SOX	8/21/2020	11/13/2020
N	1178010	HOLLIS COUNTRY KITCHEN	HOLLIS	A	RES	36	3A	8000	0	2100049	12/01/2020	1	2100146	SOX	2/4/2021	1/27/2021
N	1199010	AMERICAN LEGION POST 81	HOPKINTON	A	HAL	199	3A	8000	0	2000013	09/01/2020	3	2100040	SOX	4/14/2021	10/15/2020
N	1237110	WAUMBEEK GOLF COURSE	JEFFERSON	A	SNK	30	3A	8000	0	2000015	04/01/2020	1	2000069	SOX	8/17/2020	12/11/2020
N	1237110	WAUMBEEK GOLF COURSE	JEFFERSON	A	SNK	30	3A	8000	0	2000019	05/01/2020	1	2000067	SOX	5/11/2020	1/31/2020
N	1238130	JEFFERSON INN	JEFFERSON	A	INN	33	3A	8000	0	2100024	10/01/2020	1	2100083	SOX	12/18/2020	2/24/2021
N	1277050	KINGSTON STATE PARK	KINGSTON	A	STP	500	3A	8000	0	2000027	09/01/2020	1	2100093	SOX	3/29/2021	10/8/2020
N	1277150	SEACOAST UNITED SPORTS CLUB	KINGSTON	A	REC	150	3A	8000	0	2000030	05/01/2020	1	2000085	SOX	3/12/2020	2/5/2021
N	1277150	SEACOAST UNITED SPORTS CLUB	KINGSTON	A	REC	150	3A	8000	0	2100035	12/01/2020	1	2100105	SOX	3/2/2021	10/13/2020
N	1278010	SADDLE UP SALOON	KINGSTON	A	RES	300	3A	8000	0	2000034	02/01/2020	1	2000112	SOX	7/14/2020	7/14/2020
N	1278010	SADDLE UP SALOON	KINGSTON	A	RES	300	3A	8000	0	2000036	03/01/2020	1	2000110	SOX	10/22/2020	10/26/2020

SDWIS VIO TYPES 3A, 3B, 3C & 3D - RTRC MONITORING VIOLATIONS - 2020

N	1278010	SADDLE UP SALOON	KINGSTON	A	RES	300	3A	8000	0	2000040	05/01/2020	1	2000134	SOX	10/21/2020	6/23/2020
N	1279060	VFW POST 1088	KINGSTON	A	HAL	30	3A	8000	0	2000050	08/01/2020	1	2100176	SOX	1/21/2021	10/14/2020
N	1279060	VFW POST 1088	KINGSTON	A	HAL	30	3A	8000	0	2000052	09/01/2020	1	2100174	SOX	1/21/2021	10/14/2020
N	1279060	VFW POST 1088	KINGSTON	A	HAL	30	3A	8000	0	2100054	10/01/2020	1	2100172	SOX	1/21/2021	1/15/2021
N	1279060	VFW POST 1088	KINGSTON	A	HAL	30	3A	8000	0	2100057	11/01/2020	1	2100170	SOX	1/21/2021	1/15/2021
N	1287080	HACK MA TACK CAMPGROUND	LACONIA	A	CPG	198	3A	8000	0	2000047	08/01/2020	1	2100156	SOX	12/11/2020	4/30/2020
N	1337050	FOREST GLEN RECREATION HALL	LEE	A	CPG	200	3A	8000	0	2000025	09/01/2020	1	2100072	SOX	3/29/2021	9/10/2020
N	1337070	FOREST GLEN CAMPGROUND	LEE	A	CPG	250	3A	8000	0	2000017	09/01/2020	1	2100065	SOX	3/17/2020	3/17/2020
N	1338010	WENDYS RESTAURANT	LEE	A	RES	500	3A	8000	0	2000009	09/01/2020	3	2100032	SOX	3/2/2021	2/5/2021
N	1388030	THAT DAM PIT STOP	LITTLETON	A	GAS	150	3A	8000	0	2000005	01/01/2020	3	2000022	SOX	7/17/2020	8/4/2020
N	1399050	COMCAST CABLE COMMS WAREHOUSE	LONDONDERRY	A	BUS	25	3A	8000	0	2100005	12/01/2020	3	2100023	SOX	2/8/2021	3/23/2021
N	1437030	DARTMOUTH SKIWAY	LYME	A	REC	800	3A	8000	0	2100005	12/01/2020	3	2100023	SOX	2/8/2021	3/23/2021
N	1487010	CAMP GLEN BROOK	MARLBOROUGH	A	CPG	120	3A	8000	0	2000009	01/01/2020	3	2000023	SOX	3/2/2021	2/5/2021
N	1507030	BARNES FIELD CAMPGROUND	MARTINS LOCATION	A	CPG	25	3A	8000	0	2100010	11/01/2020	3	2100025	SOX	12/7/2020	11/16/2020
N	1528090	OLIVER LODGE	MEREDITH	A	INN	55	3A	8000	0	2000022	04/01/2020	3	2000074	SOX	4/1/2021	10/16/2020
N	1528090	OLIVER LODGE	MEREDITH	A	INN	55	3A	8000	0	2000024	08/01/2020	3	2100086	SOX	10/6/2020	8/5/2020
N	1618370	603 MARKETPLACE	MOULTONBOROUGH	A	GAS	70	3A	8000	0	2000022	02/01/2020	1	2000072	SOX	4/1/2021	10/16/2020
N	1657010	FELLS MAINHOUSE	NEWBURY	A	REC	50	3A	8000	0	2000028	08/01/2020	1	2100100	SOX	7/24/2020	9/22/2020
N	1657020	FELLS GATEHOUSE	NEWBURY	A	REC	50	3A	8000	0	2000004	08/01/2020	3	2100018	SOX	2/8/2021	8/4/2020
N	1758030	DUKES STATE LINE STORE	NEWTON	A	SNK	50	3A	8000	0	2100023	12/01/2020	3	2100080	SOX	12/18/2020	2/24/2021
N	1798040	NORTHWOOD FAMILY DENTAL CENTER	NORTHWOOD	A	MED	30	3A	8000	0	2000005	04/01/2020	3	2000019	SOX	7/17/2020	8/4/2020
N	1798090	LAKE SHORE FARM INN	NORTHWOOD	A	INN	100	3A	8000	0	2000050	09/01/2020	3	2100146	SOX	1/21/2021	10/14/2020
N	1798090	LAKE SHORE FARM INN	NORTHWOOD	A	INN	100	3A	8000	0	2100052	12/01/2020	3	2100154	SOX	1/27/2021	1/21/2021
N	1799020	NORTHWOOD TOWN HALL	NORTHWOOD	A	TWN	30	3A	8000	0	2000026	03/01/2020	1	2000110	SOX	9/10/2020	3/6/2020
N	1807010	PAWTUCKAWAY ST PK/ADMN COMPLEX	NOTTINGHAM	A	STP	75	3A	8000	0	2000008	06/01/2020	1	2000029	SOX	3/2/2021	2/5/2021
N	1807020	PAWTUCKAWAY ST PK/HORSE ISLAND	NOTTINGHAM	A	STP	450	3A	8000	0	2000014	06/01/2020	1	2000052	SOX	6/25/2020	8/17/2020
N	1848050	ECONO LODGE	OSSIPEE	A	INN	75	3A	8000	0	2000016	01/01/2020	3	2000052	SOX	3/17/2020	3/17/2020
N	1848190	WATSONS GENERAL STORE	OSSIPEE	A	GAS	100	3A	8000	0	2100007	12/01/2020	6	2100033	SOX	6/15/2021	12/9/2020
N	1848300	M AND V CONVENIENCE/ VIDEO	OSSIPEE	A	GAS	100	3A	8000	0	2000027	06/01/2020	3	2000082	SOX	3/29/2021	10/8/2020
N	1858150	PELHAM HOUSE OF PIZZA	PELHAM	A	RES	25	3A	8000	0	2000015	03/01/2020	1	2000055	SOX	8/17/2020	12/11/2020
N	1908180	MAGALLOWAY CABINS	PITTSBURG	A	MTL	27	3A	8000	0	2000012	04/01/2020	3	2000048	SOX	11/4/2020	10/15/2020
N	1908180	MAGALLOWAY CABINS	PITTSBURG	A	MTL	27	3A	8000	0	2000014	07/01/2020	1	2000056	SOX	6/25/2020	8/17/2020
N	1939060	RITE AID PHARMACY	PLAISTOW	A	MED	50	3A	8000	0	2000010	01/01/2020	1	2000035	SOX	11/4/2020	10/20/2020
N	1939060	RITE AID PHARMACY	PLAISTOW	A	MED	50	3A	8000	0	2000012	02/01/2020	1	2000033	SOX	11/4/2020	10/15/2020
N	1939060	RITE AID PHARMACY	PLAISTOW	A	MED	50	3A	8000	0	2000016	03/01/2020	1	2000045	SOX	3/17/2020	3/17/2020
N	1939060	RITE AID PHARMACY	PLAISTOW	A	MED	50	3A	8000	0	2000020	06/01/2020	1	2000073	SOX	7/15/2020	5/11/2020
N	1939060	RITE AID PHARMACY	PLAISTOW	A	MED	50	3A	8000	0	2000022	07/01/2020	1	2000071	SOX	4/1/2021	10/16/2020
N	1939060	RITE AID PHARMACY	PLAISTOW	A	MED	50	3A	8000	0	2100024	11/01/2020	1	2100092	SOX	12/18/2020	2/24/2021
N	1939060	RITE AID PHARMACY	PLAISTOW	A	MED	50	3A	8000	0	2100027	12/01/2020	1	2100090	SOX	11/30/2020	12/4/2020
N	1948040	BIG DADDY JOES	PLYMOUTH	A	RES	100	3A	8000	0	2000043	03/01/2020	1	2000146	SOX	8/21/2020	11/13/2020
N	1948040	BIG DADDY JOES	PLYMOUTH	A	RES	100	3A	8000	0	2000045	04/01/2020	1	2000144	SOX	11/13/2020	11/13/2020
N	1948040	BIG DADDY JOES	PLYMOUTH	A	RES	100	3A	8000	0	2000047	05/01/2020	1	2000142	SOX	12/11/2020	4/30/2020
N	1948040	BIG DADDY JOES	PLYMOUTH	A	RES	100	3A	8000	0	2100049	12/01/2020	1	2100166	SOX	2/4/2021	1/27/2021
N	1948060	ITALIAN FARMHOUSE	PLYMOUTH	A	RES	100	3A	8000	0	2000035	04/01/2020	1	2000105	SOX	10/22/2020	10/26/2020
N	1948110	TENNEY MOUNTAIN COUNTRY STORE	PLYMOUTH	A	GAS	40	3A	8000	0	2000004	04/01/2020	3	2000015	SOX	2/8/2021	8/4/2020
N	1948120	THE LAST CHAIR	PLYMOUTH	A	RES	40	3A	8000	0	2000021	03/01/2020	1	2000079	SOX	6/9/2021	10/12/2020
N	1948120	THE LAST CHAIR	PLYMOUTH	A	RES	40	3A	8000	0	2000023	04/01/2020	1	2000077	SOX	3/29/2021	3/31/2020
N	1948120	THE LAST CHAIR	PLYMOUTH	A	RES	40	3A	8000	0	2000029	06/01/2020	1	2000109	SOX	1/30/2020	9/22/2020
N	1948120	THE LAST CHAIR	PLYMOUTH	A	RES	40	3A	8000	0	2000033	07/01/2020	1	2000107	SOX	3/2/2021	2/5/2021
N	1987010	SHIR ROY CAMPING AREA	RICHMOND	A	CPG	200	3A	8000	0	2000030	08/01/2020	1	2100080	SOX	3/12/2020	2/5/2021
N	2037010	RUMNEY BIBLE CONFERENCE CENTER	RUMNEY	A	CPG	300	3A	8000	0	2000019	06/01/2020	1	2000064	SOX	5/11/2020	1/31/2020
N	2037030	WHITE MOUNTAIN RANCH	RUMNEY	A	CPG	204	3A	8000	0	2000015	06/01/2020	1	2100061	SOX	8/17/2020	12/11/2020
N	2037030	WHITE MOUNTAIN RANCH	RUMNEY	A	CPG	204	3A	8000	0	2000017	07/01/2020	1	2000053	SOX	3/17/2020	3/17/2020
N	2037060	MOUNTAIN PINES CAMPGROUND	RUMNEY	A	CPG	80	3A	8000	0	2000033	07/01/2020	1	2000112	SOX	3/2/2021	2/5/2021
N	2038080	PLAIN JANES DINER	RUMNEY	A	RES	200	3A	8000	0	2000015	08/01/2020	3	2100052	SOX	8/17/2020	12/11/2020
N	2038080	PLAIN JANES DINER	RUMNEY	A	RES	200	3A	8000	0	2100019	11/01/2020	3	2100063	SOX	10/16/2020	11/6/2020
N	2078020	SANBORNTON MARKET	SANBORNTON	A	GAS	40	3A	8000	0	2000023	01/01/2020	3	2000076	SOX	3/29/2021	3/31/2020
N	2078020	SANBORNTON MARKET	SANBORNTON	A	GAS	40	3A	8000	0	2000027	05/01/2020	1	2000090	SOX	3/29/2021	10/8/2020
N	2078020	SANBORNTON MARKET	SANBORNTON	A	GAS	40	3A	8000	0	2000029	06/01/2020	1	2000088	SOX	1/30/2020	9/22/2020
N	2088050	TRIPLE ELM COFFEE & ICE CREAM	SANDOWN	A	RES	60	3A	8000	0	2000003	04/01/2020	3	2000014	SOX	7/9/2020	7/13/2020
N	2208030	MR MIKES	STODDARD	A	GAS	200	3A	8000	0	2000008	02/01/2020	1	2000032	SOX	3/2/2021	2/5/2021
N	2208050	HIGHLAND LAKE MARINA	STODDARD	A	RES	72	3A	8000	0	2100001	11/01/2020	3	2100012	SOX	2/8/2021	1/14/2021

SDWIS VIO TYPES 3A, 3B, 3C & 3D - RTRC MONITORING VIOLATIONS - 2020

N	2238030	SWEET DREAMS BAKERY	STRATHAM	A	RES	100	3A	8000	0	2000039	07/01/2020	1	2000137	SOX	9/28/2020	9/16/2020
N	2258040	SUGAR HILL INN	SUGAR HILL	A	INN	25	3A	8000	0	2000029	02/01/2020	1	2000089	SOX	1/30/2020	9/22/2020
N	2258040	SUGAR HILL INN	SUGAR HILL	A	INN	25	3A	8000	0	2000033	05/01/2020	1	2000102	SOX	3/2/2021	2/5/2021
N	2258040	SUGAR HILL INN	SUGAR HILL	A	INN	25	3A	8000	0	2000035	07/01/2020	1	2000109	SOX	10/22/2020	10/26/2020
N	2258040	SUGAR HILL INN	SUGAR HILL	A	INN	25	3A	8000	0	2100039	11/01/2020	1	2100121	SOX	1/21/2021	1/22/2021
N	2318120	WINGS RESTAURANT	TAMWORTH	A	RES	70	3A	8000	0	2000001	05/01/2020	1	2000006	SOX	7/8/2020	7/14/2020
N	2328020	BIRCHWOOD INN	TEMPLE	A	INN	85	3A	8000	0	2000027	06/01/2020	3	2000079	SOX	3/29/2021	10/8/2020
N	2347010	PEMI RIVER CAMPGROUND	THORNTON	A	CPG	300	3A	8000	0	2000043	06/01/2020	1	2000148	SOX	8/21/2020	11/13/2020
N	2348070	GILCREST COTTAGES	THORNTON	A	MTL	42	3A	8000	0	2100036	12/01/2020	3	2100076	SOX	2/8/2021	3/19/2021
N	2358080	WCLC 1 AND 2	TILTON	A	SER	52	3A	8000	0	2000055	06/01/2020	1	2000168	SOX	8/11/2020	9/2/2020
N	2358080	WCLC 1 AND 2	TILTON	A	SER	52	3A	8000	0	2100059	12/01/2020	1	2100180	SOX	10/21/2020	12/30/2020
N	2358150	BURGER KING	TILTON	A	RES	400	3A	8000	0	2100039	12/01/2020	3	2100039	SOX	6/15/2021	12/9/2020
N	2358190	TILTON SHOP EXPRESS	TILTON	A	GAS	40	3A	8000	0	2000057	04/01/2020	3	2000173	SOX	8/28/2020	8/17/2020
N	2358200	WINNISQUAM COUNTRY STORE/DELI	TILTON	A	SNK	25	3A	8000	0	2100025	10/01/2020	1	2100085	SOX	10/20/2020	10/27/2020
N	2358210	WRAP CITY	TILTON	A	RES	33	3A	8000	0	2000007	01/01/2020	1	2000027	SOX	9/1/2020	8/5/2020
N	2377060	IDLEWILD ASSOCIATION	TUFTONBORO	A	SER	50	3A	8000	0	2100001	10/01/2020	1	2100008	SOX	2/8/2021	1/14/2021
N	2398180	MISS WAKEFIELD DINER	WAKEFIELD	A	RES	300	3A	8000	0	2000020	08/01/2020	3	2100075	SOX	7/15/2020	5/11/2020
N	2418070	EVANS EXPRESSMART	WARNER	A	GAS	100	3A	8000	0	2100003	10/01/2020	3	2100013	SOX	12/7/2020	11/25/2020
N	2428020	GREEN HOUSE RESTAURANT	WARREN	A	RES	100	3A	8000	0	2000005	08/01/2020	3	2100015	SOX	7/17/2020	8/4/2020
N	2517020	CAMP WILMOT	WILMOT	A	CPG	100	3A	8000	0	2000018	09/01/2020	1	2100064	SOX	2/24/2020	3/9/2020
N	2519010	WILMOT COMMUNITY CENTER	WILMOT	A	HAL	25	3A	8000	0	2100012	12/01/2020	6	2100037	SOX	2/8/2021	2/9/2021
N	2528030	FOUR CORNERS FARM	WILTON	A	RES	50	3A	8000	0	2000005	09/01/2020	3	2100018	SOX	7/17/2020	8/4/2020
N	2539020	NORTHFIELD DRIVE IN THEATER	WINCHESTER	A	SNK	200	3A	8000	0	2000008	06/01/2020	1	2000029	SOX	3/2/2021	2/5/2021
N	2547050	WINDHAM GOLF CLUB	WINDHAM	A	REC	75	3A	8000	0	2000022	09/01/2020	3	2100076	SOX	4/1/2021	10/16/2020
N	2548140	WINDHAM JUNCTION	WINDHAM	A	SNK	150	3A	8000	0	2100022	11/01/2020	1	2100080	SOX	4/2/2021	3/24/2021
N	2549060	ST MATTHEW PARISH	WINDHAM	A	HAL	200	3A	8000	0	2000005	09/01/2020	3	2100017	SOX	7/17/2020	8/4/2020
N	2568030	LAKE WENTWORTH INN	WOLFEBORO	A	MTL	105	3A	8000	0	2000010	01/01/2020	3	2000031	SOX	11/4/2020	10/20/2020
N	2577020	LOST RIVER VALLEY CAMPGROUND	WOODSTOCK	A	CPG	315	3A	8000	0	2100010	10/01/2020	1	2100044	SOX	12/7/2020	11/16/2020
N	2577060	LOST RIVER VLY CMPGRND/SEASONL	WOODSTOCK	A	CPG	68	3A	8000	0	2000005	06/01/2020	1	2000032	SOX	7/17/2020	8/4/2020
N	2577060	LOST RIVER VLY CMPGRND/SEASONL	WOODSTOCK	A	CPG	68	3A	8000	0	2000007	07/01/2020	1	2000030	SOX	9/1/2020	8/5/2020
N	2577060	LOST RIVER VLY CMPGRND/SEASONL	WOODSTOCK	A	CPG	68	3A	8000	0	2100009	10/01/2020	1	2100044	SOX	6/15/2021	12/9/2020
N	2577100	PINECREST COLONY CONDOS	WOODSTOCK	A	SER	25	3A	8000	0	2000001	04/01/2020	3	2000008	SOX	7/8/2020	7/14/2020
P	0135020	AUBURN CHILDRENS HOUSE	AUBURN	A	DAY	30	3A	8000	0	2000024	07/01/2020	3	2000053	SOX	10/6/2020	8/5/2020
P	0266020	BOVIE SCREEN PROCESS PRINTING	BOW	A	IND	32	3A	8000	0	2000069	08/01/2020	3	2100201	SOX	10/6/2020	10/30/2020
P	0269040	JOYFUL NOISE LEARNING CENTER	BOW	A	DAY	25	3A	8000	0	2000022	08/01/2020	1	2100086	SOX	4/1/2021	10/16/2020
P	0887050	GUNSTOCK AREA	GILFORD	A	WKP	152	3A	8000	0	2000044	01/01/2020	1	2000128	SOX	11/13/2020	11/13/2020
P	1105010	OLIVERIAN EAST CAMPUS	HAVERHILL	A	SCH	30	3A	8000	0	2100007	12/01/2020	3	2100026	SOX	6/15/2021	12/9/2020
P	1105020	BECKET HOUSE AT HALL FARM	HAVERHILL	A	INS	46	3A	8000	0	2100004	12/01/2020	3	2100018	SOX	2/2/2021	10/26/2020
P	1189030	NH DOT BUREAU TURNPIKE OFFICES	HOOKSETT	A	WKP	105	3A	8000	0	2000006	04/01/2020	3	2000019	SOX	1/6/2021	2/5/2021
P	1189030	NH DOT BUREAU TURNPIKE OFFICES	HOOKSETT	A	WKP	105	3A	8000	0	2100012	10/01/2020	1	2100043	SOX	2/8/2021	2/9/2021
P	1395140	VICTORY BAPTIST SCH	LONDONDERRY	A	SCH	79	3A	8000	0	2000036	08/01/2020	1	2100124	SOX	10/22/2020	10/26/2020
P	1565010	LITTLE ARROWS CHILD CARE SVS	MILFORD	A	DAY	52	3A	8000	0	2100012	11/01/2020	6	2100030	SOX	2/8/2021	2/9/2021
P	1645040	ROSE MEADOW ACRES	NEW BOSTON	A	HOS	31	3A	8000	0	2000003	09/01/2020	3	2100012	SOX	7/9/2020	7/13/2020
P	1716080	WARWICK MILLS	NEW IPSWICH	A	IND	110	3A	8000	0	2000018	04/01/2020	3	2000048	SOX	2/24/2020	3/9/2020
P	1809020	NOTTINGHAM COMMUNITY CHURCH	NOTTINGHAM	A	DAY	28	3A	8000	0	2000006	03/01/2020	1	2000020	SOX	1/6/2021	2/5/2021
P	1938040	PLAISTOW REG HEALTHCARE	PLAISTOW	A	HOS	50	3A	8000	0	2000039	07/01/2020	3	2100125	SOX	9/28/2020	9/16/2020
P	2459010	TOWN OFFICES	WEARE	A	DAY	65	3A	8000	0	2000043	01/01/2020	3	2000113	SOX	8/21/2020	11/13/2020
P	2505010	WHITE MTN REGIONAL HS	WHITEFIELD	A	SCH	453	3A	8000	0	2000018	09/01/2020	3	2100061	SOX	2/24/2020	3/9/2020

3 C systems with violations, 3 returned to compliance, 3 public notices received
 115 N systems with violations, 151 returned to compliance, 151 public notices received
 15 P systems with 16 violations, 16 returned to compliance, 16 public notices received

SDWIS VIO TYPES 3A, 3B, 3C & 3D - RTRC MONITORING VIOLATIONS - 2020

PWS Type	PWS ID	PWS	Town	Status	Categ	Pop	FRDS Vio Type	Contam	Result	Vio ID	Per Beg	Dur	ENF ID	FRDS Action	RETURNED TO COMPL	PN RECD
C	1932150	BLUEBERRY KNOLL ESTATES	PLAISTOW	A	APT	32	3B	8000	0	2000720	08/01/2020	3	2100089	SOX	11/4/2020	11/2/2020
N	0328050	CHRYSANTHIS RESTAURANT	BROOKLINE	A	RES	75	3B	8000	0	2000017	08/01/2020	3	2100046	SOX	3/17/2020	3/17/2020
N	0618050	NEW LEIS GARDEN	DERRY	A	RES	40	3B	8000	0	2000019	09/01/2020	3	2100066	SOX	5/11/2020	1/31/2020
N	0768120	EPPING MOBIL	EPPING	A	GAS	30	3B	8000	0	2100003	10/01/2020	3	2100016	SOX	12/7/2020	11/25/2020
N	0867170	CAMP CALUMET CMPGRD/CONF CTR	FREEDOM	A	CPG	248	3B	8000	0	2000006	09/01/2020	3	2100023	SOX	1/6/2021	2/5/2021
N	0955020	SAWYER BROOK PLAZA	GRANTHAM	A	RES	400	3B	8000	0	2000009	09/01/2020	3	2100031	SOX	3/2/2021	2/5/2021
N	1146010	KATS COUNTRY CORNER	HILLSBOROUGH	A	SNK	25	3B	8000	0	2000034	08/01/2020	3	2100106	SOX	7/14/2020	7/14/2020
N	1178010	HOLLIS COUNTRY KITCHEN	HOLLIS	A	RES	36	3B	8000	0	2100047	10/01/2020	3	2100138	SOX	1/21/2021	1/27/2021
N	1227010	MONADNOCK STATE PARK/MAIN	JAFFREY	A	STP	200	3B	8000	0	2000012	08/01/2020	3	2100034	SOX	11/4/2020	10/15/2020
N	1338010	WENDYS RESTAURANT	LEE	A	RES	500	3B	8000	0	2000007	07/01/2020	6	2000023	SOX	9/1/2020	8/5/2020
N	1908090	SPRUCE CONE PARK	PITTSBURG	A	CPG	125	3B	8000	0	2000023	01/01/2020	3	2000065	SOX	3/29/2021	3/31/2020
N	2238090	STRATHAM IRVING/PORTSMOUTH AVE	STRATHAM	A	GAS	400	3B	8000	0	2100033	11/01/2020	3	2100101	SOX	2/8/2021	1/14/2021
N	2549020	SENIOR CITIZENS CENTER	WINDHAM	A	TWN	25	3B	8000	0	2000017	07/01/2020	3	2000059	SOX	3/17/2020	3/17/2020
P	0446020	UNITED NATURAL FOODS	CHESTERFIELD	A	COM	600	3B	8000	0	2100014	11/01/2020	6	2100036	SOX	3/12/2021	3/5/2021
P	1186010	198 LONDONDERRY TURNPIKE	HOOKSETT	A	DAY	98	3B	8000	0	2000018	08/01/2020	3	2100053	SOX	2/24/2020	3/9/2020
P	1189030	NH DOT BUREAU TURNPIKE OFFICES	HOOKSETT	A	WKP	105	3B	8000	0	2000010	07/01/2020	3	2100035	SOX	11/4/2020	10/20/2020
P	1396110	REEDS FERRY SMALL BLDGS	LONDONDERRY	A	COM	27	3B	8000	0	2000002	06/01/2020	3	2000012	SOX	7/8/2020	7/14/2020
P	1586040	INDEX PACKAGING	MILTON	A	IND	165	3B	8000	0	2000025	08/01/2020	3	2100088	SOX	3/29/2021	9/10/2020
P	1809020	NOTTINGHAM COMMUNITY CHURCH	NOTTINGHAM	A	DAY	28	3B	8000	0	2000004	01/01/2020	3	2000018	SOX	2/8/2021	8/4/2020
P	2235010	ACORN SCH	STRATHAM	A	DAY	54	3B	8000	0	2000020	07/01/2020	3	2000075	SOX	7/15/2020	5/11/2020

1 C system with a violation, 1 returned to compliance, 1 public notice received
 12 N systems with violation, 12 returned to compliance, 12 public notices received
 7 P systems with violations, 7 returned to compliance, 7 public notices received

SDWIS VIO TYPES 4D, 4E & 4F - RTCR REPORTING VIOLATIONS - 2020

PWS Type	PWS ID	PWS	Town	Status	Categ	Pop	FRDS Vio Type	Contam	Result	Vio ID	Per Beg	Dur	ENF ID	FRDS Action	RETURNED TO COMPL	PN RECD
C	1176010	HOLLIS VILLAGE MARKET PLACE	HOLLIS	A	APT	36	4F	8000	0	2000027	01/16/2020	0	2000076	SOX	3/29/2021	10/8/2020
C	1432010	POND VIEW APARTMENTS	LYME	A	APT	23	4F	8000	0	2000332	07/15/2020	0	2000096	SOX	9/16/2020	9/23/2020
C	1692030	MANSFIELD WOODS	NEW HAMPTON	A	SRH	66	4F	8000	0	2000017	03/06/2020	0	2000046	SOX	3/17/2020	3/17/2020
C	1932130	26 CHANDLER AVE CONDOS	PLAISTOW	A	CON	33	4F	8000	0	2000036	09/01/2020	0	2100112	SOX	10/22/2020	10/26/2020
C	1943010	WHIP O WILL	PLYMOUTH	A	MHP	165	4F	8000	0	2100448	10/01/2020	0	2100083	SOX	10/27/2020	12/21/2020
C	2002020	PROFILE APARTMENTS	ROCHESTER	A	APT	90	4F	8000	0	2000093	09/01/2020	0	2100267	SOX	10/28/2020	11/10/2020
N	0757020	WHALEBACK MOUNTAIN	ENFIELD	A	REC	500	4F	8000	0	2000035	05/21/2020	0	2000108	SOX	10/22/2020	10/26/2020
N	1938080	CROWS NEST PUB AND GRILL	PLAISTOW	A	RES	130	4F	8000	0	2100023	11/01/2020	0	2100071	SOX	12/18/2020	2/24/2021
P	2395020	LEARNING WITH LOVE	WAKEFIELD	A	DAY	25	4F	8000	0	2000003	01/19/2020	0	2000007	SOX	7/9/2020	7/13/2020

6 C systems with 6 violations, 6 returned to compliance, 6 public notices received
 2 N systems with 2 violations, 2 returned to compliance, 2 public notices received
 1 P system with 1 violation, 1 returned to compliance, 1 public notice received

SDWIS VIO TYPE 27 - DISINFECTION BYPRODUCTS MAJOR M/R VIOLATIONS 2020

PWS Type	PWS ID	PWS	Town	Status	Categ	Pop	FRDS Vio Type	Contam	Result	Vio ID	Per Beg	Dur	ENF ID	FRDS Action	RETURNED TO COMPL	PN RECD
C	0032010	LEDGES AT NEWFOUND LAKE	ALEXANDRIA	A	CON	160	27	0999	0	2000056	01/01/2020	3	2000141	SOX	4/21/2020	4/21/2020
P	0887050	GUNSTOCK AREA	GILFORD	A	WKP	152	27	0999	0	2100049	10/01/2020	3	2100138	SOX	2/4/2021	1/27/2021

1 C system with 1 violation, 1 returned to compliance, 1 public notice received
 1 P system with 1 violation, 1 returned to compliance, 1 public notice received

PWS Type	PWS ID	PWS	Town	Status	Categ	Pop	FRDS Vio Type	Contam	Result	Vio ID	Per Beg	Dur	ENF ID	FRDS Action	RETURNED TO COMPL	PN RECD
C	0161010	BARTLETT VILLAGE PCT	BARTLETT	A	MCW	625	27	2456	0	2000568	04/01/2020	3	2000054	SOX	9/4/2020	8/14/2020
C	1031010	HAMPSTEAD AREA WATER	HAMPSTEAD	A	LCW	6131	27	2456	0	2000031	07/01/2020	3	2100094	SOX	6/16/2020	6/19/2020
C	1031010	HAMPSTEAD AREA WATER	HAMPSTEAD	A	LCW	6131	27	2456	0	2000033	04/01/2020	3	2100096	SOX	3/2/2021	2/5/2021
C	1031010	HAMPSTEAD AREA WATER	HAMPSTEAD	A	LCW	6131	27	2456	0	2100029	10/01/2020	3	2100098	SOX	3/2/2021	2/5/2021
C	1802020	CAMELOT COURT	NOTTINGHAM	A	SFR	45	27	2456	0	2000007	04/01/2020	3	2100029	SOX	9/1/2020	8/5/2020
C	1802020	CAMELOT COURT	NOTTINGHAM	A	SFR	45	27	2456	0	2000009	07/01/2020	3	2100031	SOX	3/2/2021	2/5/2021
C	1802020	CAMELOT COURT	NOTTINGHAM	A	SFR	45	27	2456	0	2100011	10/01/2020	3	2100033	SOX	12/7/2020	11/16/2020
P	0887050	GUNSTOCK AREA	GILFORD	A	WKP	152	27	2456	0	2000047	07/01/2020	3	2100133	SOX	12/11/2020	4/30/2020

3 C systems with 7 violations, 7 returned to compliance, 7 public notices received
 1 P system with 1 violation, 1 returned to compliance, 1 public notice received

PWS Type	PWS ID	PWS	Town	Status	Categ	Pop	FRDS Vio Type	Contam	Result	Vio ID	Per Beg	Dur	ENF ID	FRDS Action	RETURNED TO COMPL	PN RECD
C	0161010	BARTLETT VILLAGE PCT	BARTLETT	A	MCW	625	27	2950	0	2000569	04/01/2020	3	2000053	SOX	9/4/2020	8/14/2020
C	1031010	HAMPSTEAD AREA WATER	HAMPSTEAD	A	LCW	6131	27	2950	0	2000030	07/01/2020	3	2100093	SOX	3/12/2020	2/5/2021
C	1031010	HAMPSTEAD AREA WATER	HAMPSTEAD	A	LCW	6131	27	2950	0	2000032	04/01/2020	3	2100095	SOX	3/2/2021	2/5/2021
C	1031010	HAMPSTEAD AREA WATER	HAMPSTEAD	A	LCW	6131	27	2950	0	2100028	10/01/2020	3	2100097	SOX	3/2/2021	2/5/2021
C	1802020	CAMELOT COURT	NOTTINGHAM	A	SFR	45	27	2950	0	2000006	04/01/2020	3	2100028	SOX	1/6/2021	2/5/2021
C	1802020	CAMELOT COURT	NOTTINGHAM	A	SFR	45	27	2950	0	2000008	07/01/2020	3	2100030	SOX	3/2/2021	2/5/2021
C	1802020	CAMELOT COURT	NOTTINGHAM	A	SFR	45	27	2950	0	2100010	10/01/2020	3	2100032	SOX	12/7/2020	11/16/2020
P	0887050	GUNSTOCK AREA	GILFORD	A	WKP	152	27	2950	0	2000048	07/01/2020	3	2100134	SOX	11/13/2020	10/14/2020

3 C systems with 7 violations, 7 returned to compliance, 7 public notices received
 1 P system with 1 violation, 1 returned to compliance, 1 public notice received

SDWIS VIO TYPES 51, 52, 53, 56 & 66 - LEAD & COPPER RULE M/R VIOLATIONS - 2020

PWS Type	PWS ID	PWS	Town	Status	Categ	Pop	FRDS Vio Type	Contam	Result	Vio ID	Per Beg	Dur	ENF ID	FRDS Action	RETURNED TO COMPL	PN RECD
C	0951010	VILLAGE DIST OF EASTMAN	GRANTHAM	A	MCW	3400	52	5000	0	2100022	07/01/2020	0	2100057	SOX	4/2/2021	3/24/2021
C	1431010	LYME WATER	LYME	A	SCW	283	52	5000	0	2100635	01/01/2020	0	2100113	SOX	10/30/2020	

2 C systems with 2 violations, 2 returned to compliance, 2 public notices received

PWS Type	PWS ID	PWS	Town	Status	Categ	Pop	FRDS Vio Type	Contam	Result	Vio ID	Per Beg	Dur	ENF ID	FRDS Action	RETURNED TO COMPL	PN RECD
C	0202030	ABENAKI WATER/TIOGA BELMONT	BELMONT	A	SFR	55	53	5000	0	2000057	07/11/2020	3	2000051	SOX	8/28/2020	8/17/2020
C	0382010	ROSEBROOK WATER	CARROLL	A	LCW	1020	53	5000	0	2000331	07/11/2020	3	2000084	SOX	8/17/2020	9/23/2020
C	0773030	SHELTERING PINES MHP	EPSOM	A	MHP	125	53	5000	0	2000005	04/11/2020	3	2000014	SOX	7/17/2020	8/4/2020
C	0862020	PINE LANDING CONDOS	FREEDOM	A	CON	50	53	5000	0	2000020	07/11/2020	3	2000044	SOX	7/15/2020	5/11/2020
C	0911010	GOFFSTOWN VILLAGE PCT	GOFFSTOWN	A	MCW	3000	53	5000	0	1900028	01/01/2020	3	2000047	SOX	1/17/2020	
C	1691010	NEW HAMPTON VILLAGE PCT	NEW HAMPTON	A	MCW	600	53	5000	0	1900424	01/01/2020	3	2000145	SOX	4/1/2020	3/10/2020
C	1691010	NEW HAMPTON VILLAGE PCT	NEW HAMPTON	A	MCW	600	53	5000	0	2000432	07/11/2020	3	2000164	SOX	8/3/2020	
C	2002030	DUSTIN HOMESTEAD	ROCHESTER	A	CON	150	53	5000	0	1900017	01/01/2020	6	2000047	SOX	5/22/2020	
C	2002030	DUSTIN HOMESTEAD	ROCHESTER	A	CON	150	53	5000	0	2000019	07/11/2020	3	2000052	SOX	5/11/2020	1/31/2020
C	2552010	WEDIKO SCHOOL	WINDSOR	A	DOM	280	53	5000	0	1900015	01/01/2020	6	2000048	SOX	4/10/2020	2/4/2020
P	0266110	BOW TECHNOLOGIES CENTER	BOW	A	DAY	34	53	5000	0	1900039	01/11/2020	3	2000106	SOX	2/12/2020	2/18/2020
P	0266110	BOW TECHNOLOGIES CENTER	BOW	A	DAY	34	53	5000	0	2000040	07/11/2020	3	2000117	SOX	10/21/2020	6/23/2020
P	1675010	NEW DURHAM ELEMENTARY SCH	NEW DURHAM	A	SCH	180	53	5000	0	1900018	01/01/2020	6	2000046	SOX	1/21/2020	2/12/2020
P	1675010	NEW DURHAM ELEMENTARY SCH	NEW DURHAM	A	SCH	180	53	5000	0	2000020	07/11/2020	3	2000052	SOX	7/15/2020	5/11/2020
P	2056010	KLEIN MARINE SYSTEMS	SALEM	A	COM	47	53	5000	0	2000008	07/11/2020	3	2100026	SOX	3/2/2021	2/5/2021

8 C systems with 10 violations, 10 returned to compliance, 7 public notices received

3 P systems with 5 violations, 5 returned to compliance, 5 public notices received

PWS Type	PWS ID	PWS	Town	Status	Categ	Pop	FRDS Vio Type	Contam	Result	Vio ID	Per Beg	Dur	ENF ID	FRDS Action	RETURNED TO COMPL	PN RECD
C	0612240	WILLOW BEND	DERRY	A	SFR	57	66	5000	0	2000006	12/31/2020	0	2100015	SOX	1/6/2021	2/5/2021
C	0862020	PINE LANDING CONDOS	FREEDOM	A	CON	50	66	5000	0	2000019	04/01/2020	0	2000041	SOX	5/11/2020	1/31/2020
C	1461010	VILLAGE DISTRICT OF EIDELWEISS	MADISON	A	LCW	1140	66	5000	0	2000014	12/31/2020	0	2100029	SOX	6/25/2020	8/17/2020
C	2002020	PROFILE APARTMENTS	ROCHESTER	A	APT	90	66	5000	0	2000087	04/01/2020	0	2000244	SOX	5/12/2020	
C	2002020	PROFILE APARTMENTS	ROCHESTER	A	APT	90	66	5000	0	2000096	10/01/2020	0	2100281	SOX	5/17/2021	5/21/2020
C	2342110	MILL BROOK VILLAGE	THORNTON	A	CON	103	66	5000	0	2000024	07/01/2020	0	2000076	SOX	10/6/2020	8/5/2020
P	0346030	USFS WMNF ADMINISTRATIVE CMLPX	CAMPTON	A	WKP	110	66	5000	0	2000016	07/01/2020	0	2100048	SOX	3/17/2020	3/17/2020
P	2459010	TOWN OFFICES	WEARE	A	DAY	65	66	5000	0	2000045	12/31/2020	0	2100116	SOX	11/13/2020	11/13/2020

5 C systems with 6 violations, 6 returned to compliance, 5 public notices received

2 P systems with 2 violations, 2 returned to compliance, 2 public notices received

SDWIS VIO TYPE 34 - GROUNDWATER RULE M/R VIOLATIONS - 2020

PWS Type	PWS ID	PWS	Town	Status	Categ	Pop	FRDS Vio Type	Contam	Result	Vio ID	Per Beg	Dur	ENF ID	FRDS Action	RETURNED TO COMPL	PN RECD
C	0032010	LEDGES AT NEWFOUND LAKE	ALEXANDRIA	A	CON	160	34	3014	0	2000057	08/14/2020	1	2000144	SOX	8/28/2020	8/17/2020
C	0262010	EVERGREEN DRIVE WATER	BOW	A	SFR	80	34	3014	0	2000145	09/30/2020	1	2100131	SOX	10/23/2020	10/28/2020
C	0752020	LAKEVIEW CONDOS	ENFIELD	A	CON	328	34	3014	0	2000530	07/04/2020	1	2000107	SOX	7/31/2020	9/17/2020
C	0881020	GUNSTOCK ACRES VILLAGE DIST	GILFORD	A	LCW	1440	34	3014	0	2000014	06/19/2020	1	2000040	SOX	6/25/2020	8/17/2020
C	2002020	PROFILE APARTMENTS	ROCHESTER	A	APT	90	34	3014	0	2000091	09/04/2020	1	2100272	SOX	11/9/2020	11/6/2020
C	2421010	GLENCLIFF IMPROVEMENT	WARREN	A	SCW	50	34	3014	0	2100139	10/28/2020	1	2100282	SOX	11/30/2020	11/9/2020
C	2421010	GLENCLIFF IMPROVEMENT	WARREN	A	SCW	50	34	3014	0	2100140	11/26/2020	1	2100285	SOX	12/21/2020	2/10/2021
N	0047050	SPRUCE POND/AMERICORPS	ALLENSTOWN	A	STP	35	34	3014	0	2100026	11/05/2020	3	2100077	SOX	11/30/2020	12/4/2020
N	0177020	TWIN RIVERS CAMPGRND/RIVERSIDE	BATH	A	CPG	33	34	3014	0	2000003	06/14/2020	1	2000011	SOX	7/9/2020	7/13/2020
N	0286030	GRACE MINISTRIES INTERNATIONAL	BRENTWOOD	A	HAL	50	34	3014	0	2100038	11/04/2020	1	2100110	SOX	11/19/2020	11/20/2020
N	0288030	BRENTWOOD COUNTRY STORE	BRENTWOOD	A	SNK	30	34	3014	0	2000043	08/08/2020	1	2000142	SOX	8/21/2020	11/13/2020
N	0328090	GAZEBO SQUARE	BROOKLINE	A	RES	30	34	3014	0	2000003	06/03/2020	3	2000010	SOX	7/9/2020	7/13/2020
N	0387030	SUGARLOAF III CPG	CARROLL	A	CPG	158	34	3014	0	2000005	08/07/2020	1	2000011	SOX	7/17/2020	8/4/2020
N	0618050	NEW LEIS GARDEN	DERRY	A	RES	40	34	3014	0	2000016	08/21/2020	3	2100065	SOX	3/17/2020	3/17/2020
N	0779010	CIRCLE 9 RANCH CAMPGROUND	EPSOM	A	CPG	395	34	3014	0	2100026	11/15/2020	1	2100079	SOX	11/30/2020	12/4/2020
N	0887020	ELLACOYA STATE PARK	GILFORD	A	STP	250	34	3014	0	2000008	05/24/2020	1	2000027	SOX	3/2/2021	2/5/2021
N	1117070	CAMP WICOSUTA	HEBRON	A	JUV	475	34	3014	0	2000017	09/02/2020	1	2000046	SOX	3/17/2020	3/17/2020
N	1146010	KATS COUNTRY CORNER	HILLSBOROUGH	A	SNK	25	34	3014	0	2100036	11/06/2020	3	2100107	SOX	2/8/2021	3/19/2021
N	1167150	SQUAM LAKESIDE FARM/UPPER	HOLDERNESS	A	CPG	230	34	3014	0	2000038	08/29/2020	1	2100128	SOX	10/6/2020	7/29/2020
N	1168130	SQUAM LAKESIDE FARM/LOWER	HOLDERNESS	A	CPG	115	34	3014	0	2000037	07/31/2020	1	2000103	SOX	4/8/2020	2/24/2020
N	1168170	COTTON COVE COTTAGES	HOLDERNESS	A	MTL	50	34	3014	0	2000022	10/03/2020	1	2100063	SOX	4/1/2021	10/16/2020
N	1229030	VETERANS OF FOREIGN WARS 5613	JAFFREY	A	HAL	400	34	3014	0	2000029	02/27/2020	1	2000099	SOX	1/30/2020	9/22/2020
N	1237070	LANTERN RESORT	JEFFERSON	A	CPG	260	34	3014	0	2100017	10/25/2020	1	2100055	SOX	12/7/2020	11/23/2020
N	1238160	OLD CORNER STORE	JEFFERSON	A	SNK	125	34	3014	0	2000006	07/25/2020	1	2000014	SOX	1/6/2021	2/5/2021
N	1277150	SEACOAST UNITED SPORTS CLUB	KINGSTON	A	REC	150	34	3014	0	2000034	08/06/2020	1	2000092	SOX	7/14/2020	7/14/2020
N	1287080	HACK MA TACK CAMPGROUND	LACONIA	A	CPG	198	34	3014	0	2000040	06/03/2020	1	2000143	SOX	10/21/2020	6/23/2020
N	1367030	EVERGREEN SPORTS CENTER	LISBON	A	REC	50	34	3014	0	2000019	07/10/2020	3	2000057	SOX	5/11/2020	1/31/2020
N	1427030	OGONTZ UPPER CAMP	LYMAN	A	CPG	150	34	3014	0	2000029	07/18/2020	1	2000080	SOX	1/30/2020	9/22/2020
N	1507010	DOLLY COPP CAMPGROUND	MARTINS LOCATION	A	CPG	600	34	3014	0	2000015	07/10/2020	1	2000041	SOX	8/17/2020	12/11/2020
N	1618330	NEW VILLAGE KITCHEN	MOULTONBOROUGH	A	RES	500	34	3014	0	2000012	09/13/2020	3	2100036	SOX	11/4/2020	10/15/2020
N	1697020	ADVENTURE BOUND CAMPING RESORT	NEW HAMPTON	A	CPG	665	34	3014	0	2100015	11/01/2020	1	2100050	SOX	2/8/2021	12/11/2020
N	1847180	BEARCAMP RIVER CAMPGROUND	OSSIPEE	A	CPG	120	34	3014	0	2000022	05/23/2020	1	2000065	SOX	4/1/2021	10/16/2020
N	1968010	GRAND VIEW LODGE	RANDOLPH	A	INN	30	34	3014	0	2000038	08/16/2020	1	2000100	SOX	10/6/2020	7/29/2020
N	1978070	NICKS PLACE	RAYMOND	A	RES	100	34	3014	0	2100013	12/13/2020	1	2100030	SOX	1/4/2021	12/30/2020
N	2227020	CONNOLLY CABINS AND CAMPGROUND	STRATFORD	A	CPG	80	34	3014	0	2000023	10/03/2020	1	2100072	SOX	3/29/2021	3/31/2020
N	2348140	BENTONS SUGAR SHACK	THORNTON	A	RES	200	34	3014	0	2000018	05/29/2020	1	2000056	SOX	2/24/2020	3/9/2020
N	2358200	WINNISQUAM COUNTRY STORE/DELI	TILTON	A	SNK	25	34	3014	0	2000019	06/17/2020	1	2100079	SOX	5/11/2020	1/31/2020
N	2397060	HAPPY HOLLOW CAMPGROUND	WAKEFIELD	A	CPG	60	34	3014	0	2000009	07/10/2020	1	2100026	SOX	3/2/2021	2/5/2021
N	2427010	MOOSE HILLOCK CAMPGROUND	WARREN	A	CPG	505	34	3014	0	2000035	09/10/2020	1	2000091	SOX	10/22/2020	10/26/2020
P	0076070	MC SQUARE	AMHERST	A	COM	45	34	3014	0	2000025	06/07/2020	1	2000070	SOX	3/29/2021	9/10/2020
P	1395090	CREATIVE LITTLE ANGELS	LONDONDERRY	A	DAY	167	34	3014	0	2000015	03/19/2020	1	2000042	SOX	8/17/2020	12/11/2020
P	1615030	A CHILDS PLACE	MOULTONBOROUGH	A	DAY	59	34	3014	0	2000013	03/04/2020	6	2000037	SOX	4/14/2021	10/15/2020

6 C systems with 7 violations, 7 returned to compliance, 7 public notices received
 32 N systems with 32 violations, 32 returned to compliance, 32 public notices received
 3 P systems with 3 violations, 3 returned to compliance, 3 public notices received