
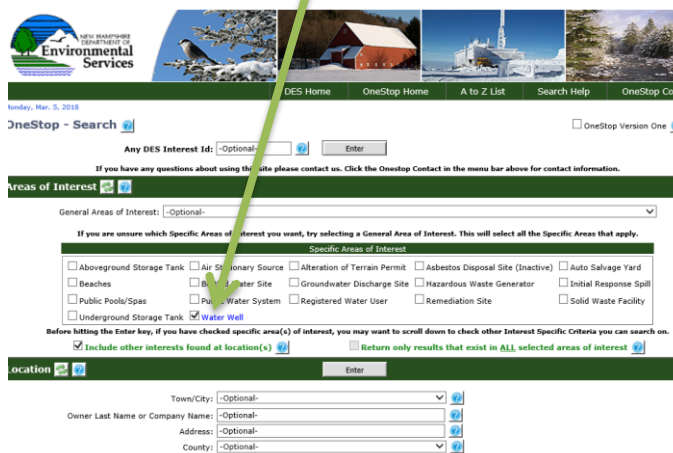


# HOW TO FIND WELL REPORTS FROM THE NHDES ONESTOP WEBSITE

1. Click on the green **OneStop** icon on the bottom of the homepage or go to this link for the [OneStop homepage](#).

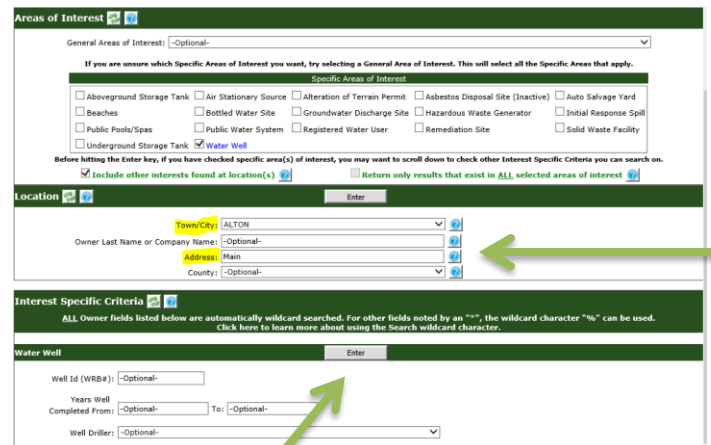


2. Click the **“Water Well”** box

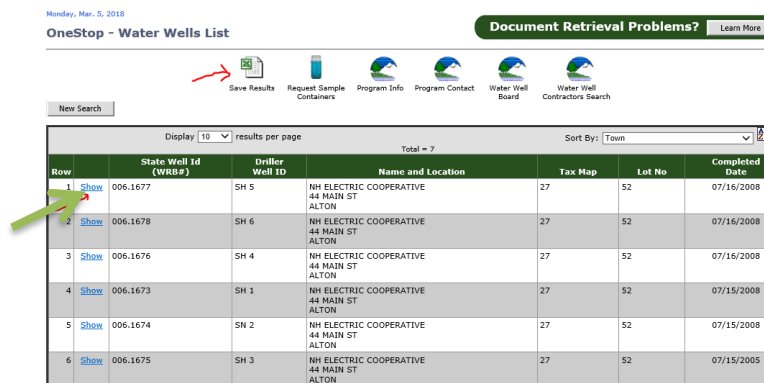


3. Search by typing in your town and street name. For the best results, keep the search entry as short as possible and omit the house number and extension (ST, RD, etc.) from the address. You can also search by property owner, builder, driller, year completed and Well ID.

(ex. For 15 Settlers Green Way, Bedford, search Town 'Bedford' and 'Settler' OR 'Green' in address field.)



4. Click the **Enter** button.
5. Look through the search list of wells. Click **“Show”** to view an individual report, or click the **Save Results** icon to export the data for all of the results into excel.



Please note:

- Well construction reports are filed by licensed water well contractors.
- Reporting of well construction records was mandated by state law effective January 1, 1984. **No records exist in the Well Completion Reports table prior to this date.**
- Road name changes for E911 are not reflected in the database.

**QUESTIONS?** Please call (603) 271-1974.